

MODEL : AMS-210EN SERIES

List No : 1526-08

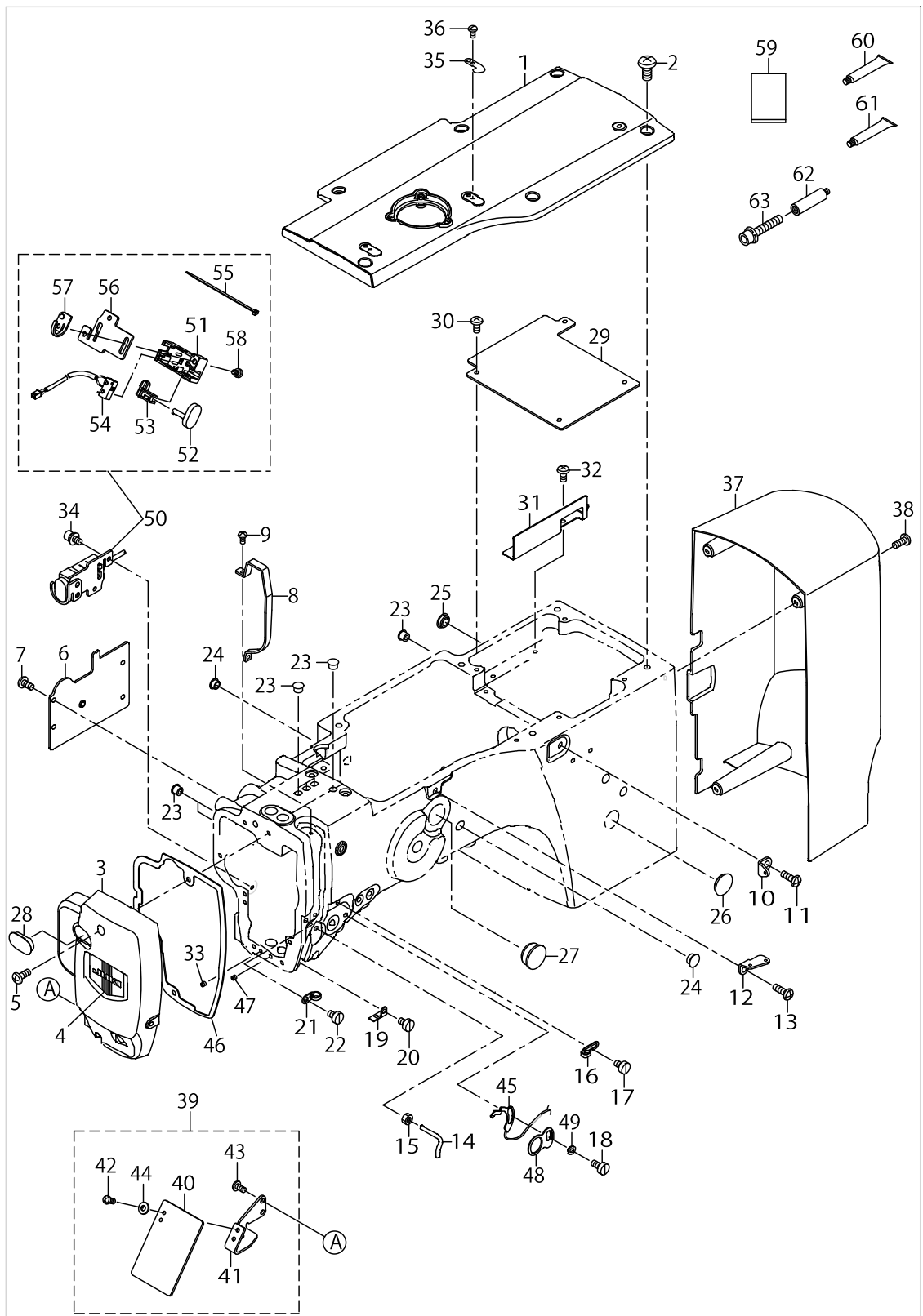
PARTS LIST

Published:02/15/2019

CONTENTS

FRAME & MISCELLANEOUS COVER COMPONENTS (1)	1
FRAME & MISCELLANEOUS COVER COMPONENTS (2)	5
FRAME & MISCELLANEOUS COVER COMPONENTS (3)	9
MAIN SHAFT & NEEDLE BAR COMPONENTS	13
PRESSER MECHANISM & PRESSER VARIABLE COMPONENTS (1)	17
PRESSER MECHANISM & PRESSER VARIABLE COMPONENTS (2)	21
PRESSER PLATE & MANUAL PRESSER MECHANISM COMPONENTS	25
SHUTTLE DRIVER SHAFT COMPONENTS	29
WIPER MECHANISM COMPONENTS	33
TENSION RELEASE & THREAD TENSION COMPONENTS	35
THREAD TRIMMER MECHANISM COMPONENTS	39
THREAD CLAMP COMPONENTS	41
X-Y COMPONENTS (1)	43
X-Y COMPONENTS (2)	47
CLOTH FEED MECHANISM COMPONENTS (TYPE S)	49
CLOTH FEED MECHANISM COMPONENTS (TYPE L)	53
TABLE COMPONENTS	57
PNEUMATIC COMPONENTS (TYPE L, ACCESSORIE PARTS)	61
THREAD STAND COMPONENTS	63
OPERATION PANEL COMPONENTS	65
CONTROL BOX COMPONENTS	69
WIRING DIAGRAM	73
PEDAL COMPONENTS	77
ACCESSORIE PARTS COMPONENTS	79
OPTIONAL PART COMPONENTS (1)	81
OPTIONAL PART COMPONENTS (2)	85
OPTIONAL PART COMPONENTS (3)	91
LIST FOR INFORMATION OF CHANGE	93
HOW TO MAKE USE OF THIS PARTS LIST	94

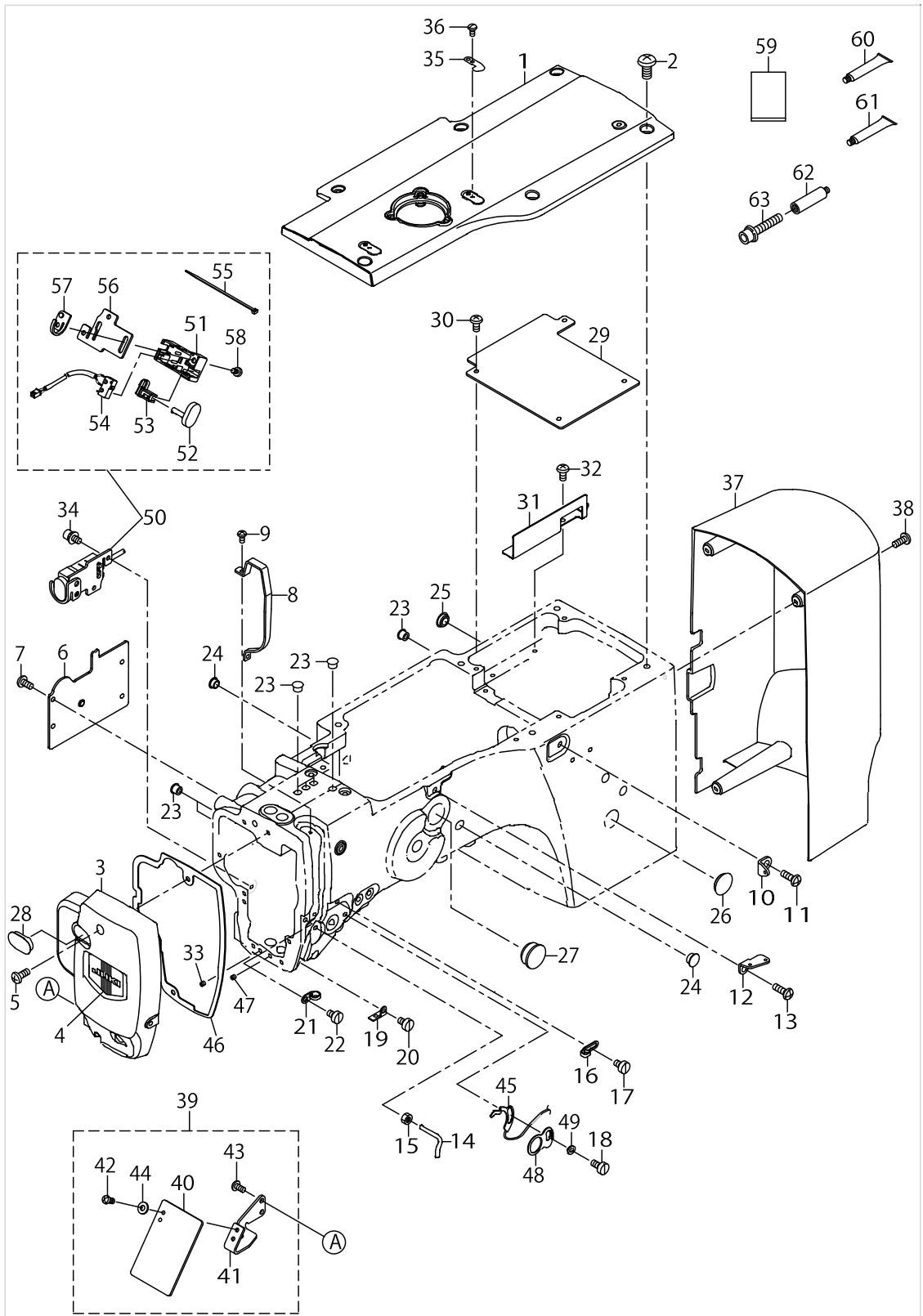
FRAME & MISCELLANEOUS COVER COMPONENTS (1)



FRAME & MISCELLANEOUS COVER COMPONENTS (1)

No.	Parts No.	Parts name	Remarks	Level	Cons	Qty
1	40077945	UPSIDE_COVER				1
2	SM4061255SP	SCREW M6 L=12				6
3	40026979	FACE_COVER				1
4	22902506	FACE PLATE				1
5	SM4041055SP	SCREW				2
6	40024999	PRESSER_COVER				1
7	SM4040855SP	SCREW				4
8	40030828	THREAD_TAKE_UP_LEVER_COVER				1
9	SM4030601SN	SCREW M3X6				2
10	40010414	THREAD_GUIDE_NO.1				1
11	SM4061255SP	SCREW M6 L=12				1
12	26211904	THREAD GUIDE PLATE				1
13	SM4061255SP	SCREW M6 L=12				1
14	40025414	L_SHAPED_THREAD_GUIDE				1
15	NM6040000SN	NUT M4				1
16	22920508	ARM THREAD GUIDE A				1
17	SM6040650TP	SCREW				1
18	SM6040860TP	SCREW M4 L=8				1
19	B1129210000	FRAME THREAD GUIDE (B)				1
20	SM6040650TP	SCREW				1
21	13705108	TAKE-UP THREAD GUIDE B				1
22	SM6040650TP	SCREW				1
23	TA0850604R0	RUBBER PLUG				7
24	TA1050504R0	RUBBER PLUG				3
25	TA1250406R0	RUBBER PLUG D=12.5 L=4				1
26	TA2050406R0	RUBBER PLUG				1
27	TA2351004R0	RUBBER PLUG				1
28	40028877	FACE_COVER_CAP				1
29	40024998	CRANK_ROD_COVER				1
30	SM4040855SP	SCREW				4
31	40084115	GREASE PLATE				1
32	SM4040855SP	SCREW				2
33	SM8040412TP	SET SCREW M4 L=4				1
34	SL6040892TN	BOLT				2
35	10502300	THREAD CUTTER				1
36	SM4030601SN	SCREW M3X6				1
37	40027971	MOTOR_COVER				1
38	SM4041055SP	SCREW				4
39	40006484	SAFETY PLATE COMPL.				1
40	B3120372000	SAFETY PLATE		*		1
41	40051987	SAFETY PLATE BASE		*		1
42	SM4040655SP	SCREW M4 L=6		*		2
43	SM4040855SP	SCREW		*		2
44	WP0450801SD	WASHER 4.5X10X0.8		*		2
45	40032511	THB_SENSOR_CABLE_ASM.				1
46	40050509	FACE_COVER_CUSHION				1
47	SM8040412TP	SET SCREW M4 L=4				1

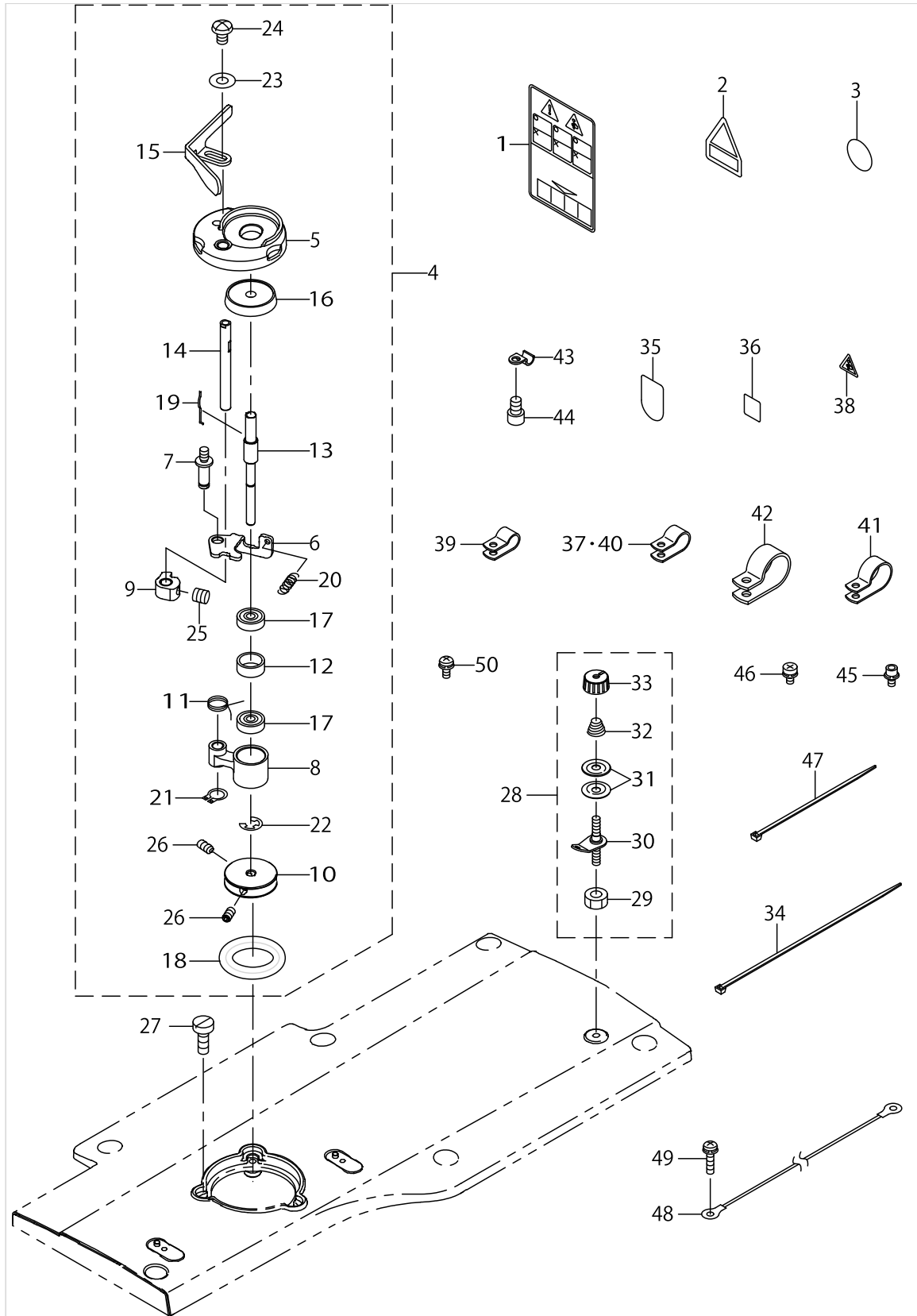
FRAME & MISCELLANEOUS COVER COMPONENTS (1)



FRAME & MISCELLANEOUS COVER COMPONENTS (1)

No.	Parts No.	Parts name	Remarks	Level	Cons	Qty
48	40028834	GUIDE_PLATE				1
49	40028835	BUSHING				1
50	40029632	STOP SW ASM.				1
51	23631708	REVERSE FEED SWITCH COVER		*		1
52	23631807	REVERSE FEED SWITCH SHAFT		*		1
53	23631906	REVERSE FEED SWITCH SUPPORT		*		1
54	40029631	STOP SW CORD ASM		*		1
55	EA9500B0100	CABLE BAND		*		1
56	32002305	STOP SW BRACKET		*		1
57	32002404	STOP SW GUIDE		*		1
58	SS7110740TP	SCREW 11/64-40 L=7		*		1
59	40031336	FLAT_BAG				1
60	40013640	JUKI_GREASE_B_TUBE				1
61	40006323	JUKI GREASE A TUBE				1
62	40036110	GREASE_JOINT_B				1
63	SL6084092TN	BOLT				1

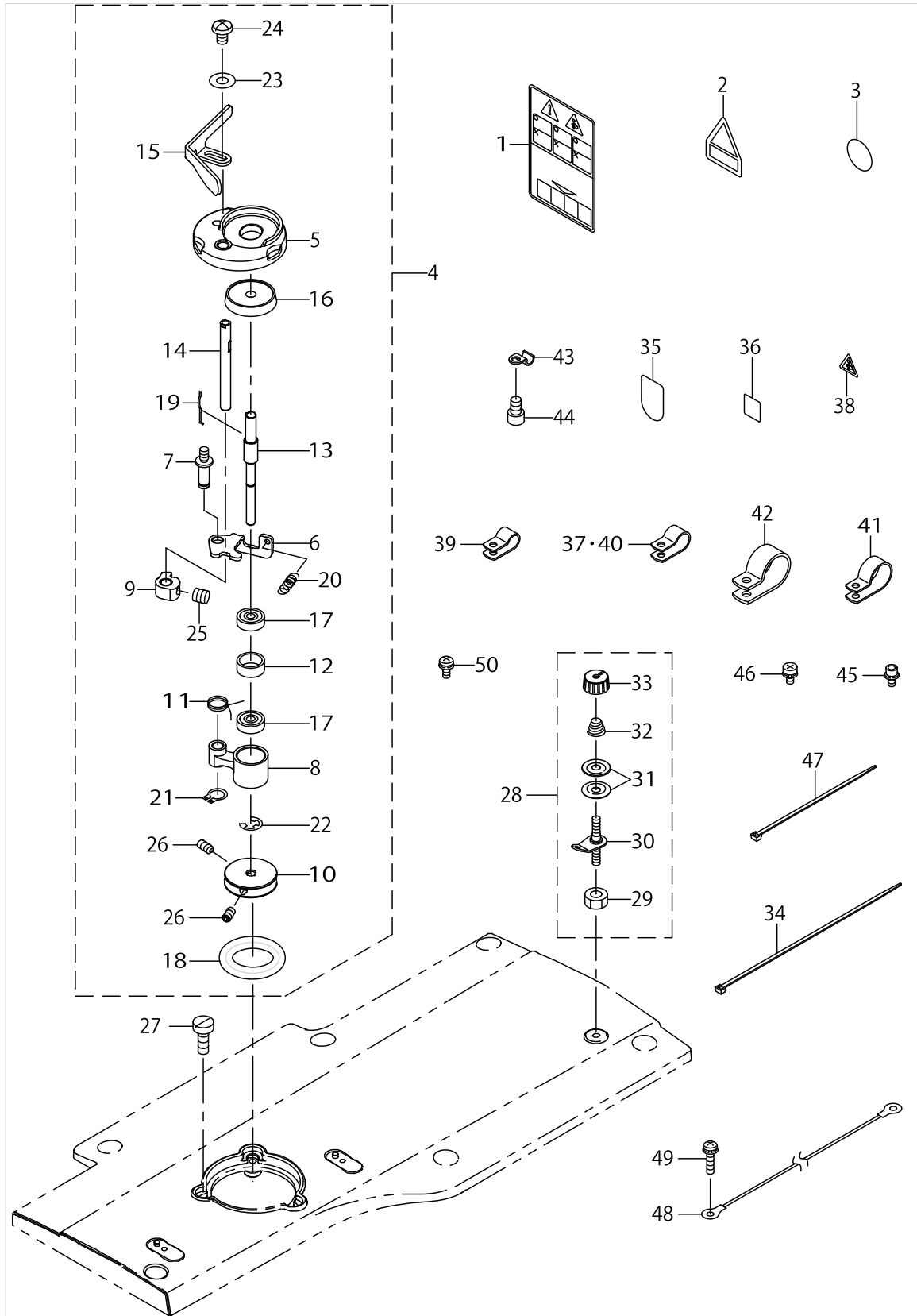
FRAME & MISCELLANEOUS COVER COMPONENTS (2)



FRAME & MISCELLANEOUS COVER COMPONENTS (2)

No.	Parts No.	Parts name	Remarks	Level	Cons	Qty
1	CM301200001	SAFETY LABEL_S				1
2	CM300200003	ATTENTION LABEL				1
3	10004109	GROUND MARK				1
4	40028338	BOBBIN_WINDER_UNIT				1
5	26260109	BTW_BASE		*		1
6	26260208	BTW_CAM_PLATE		*		1
7	26260307	BTW_BASE_SHAFT		*		1
8	26260406	BTW_SHAFT_BASE		*		1
9	26260505	BTW_CAM_LEVER		*		1
10	26260604	BTW_WHEEL		*		1
11	26260703	BTW_TORSION_SPRING		*		1
12	26260802	BTW_BEARING_SPACER		*		1
13	40023865	BTW_SHAFT		*		1
14	40023866	BTW_LEVER_SHAFT		*		1
15	40030829	BTW_LEVER		*		1
16	26261206	BTW_SPACER		*		1
17	26261305	BTW_BEARING		*		2
18	26261503	BTW_WHEEL_RUBBER		*	☆	1
19	26261602	BOBBIN_SPRING		*		1
20	26261701	BTW_SPRING		*		1
21	RC0560711KP	RETAINING RING		*		1
22	RE0400000K0	E-RING 4		*		1
23	WP0450826SC	WASHER 4.5X10X0.8		*		1
24	SM5040655SN	SCREW		*		1
25	SM8050502TP	SCREW M5 L=5		*		1
26	SM8040802TP	SCREW M4X8		*		2
27	SM6041150TP	SCREW				3
28	14113468	BOBBIN THREAD TENSION ASM.				1
29	NS6110310SP	NUT 11/64-40		*		1
30	14113450	BOBBIN THREAD TENSION ROD ASM.		*		1
31	B3126012000	THREAD TENSION DISK		*		2
32	D7133555B00	CONNECTING ROD SPRING		*		1
33	11072402	THREAD TENSION NUT		*		1
34	EA9500B0200	CABLE BAND 150				2
35	CM100100001	OIL INJECTION PROHIBITION LABEL				1
36	CM600100101	WEEE MARK LABEL S	FOR JE			1
37	HX00150000D	CABLE CLIP				5
38	CM300200001	ATTENTION SEAL				6
39	HX00150000C	CABLE BAND				4
40	HX00150000D	CABLE CLIP	FOR 2210			1
41	HX00150000H	CABLE CLIP				1
42	HX00150000K	CABLE CLIP				1
43	B3538112000	OIL RETURN TUBE HOLDER				2
44	SM6040602TP	SCREW M4 L=6				2
45	SL6040892TN	BOLT				2
46	SL4040891SC	SCREW M4 L=8				4
47	EA9500B0100	CABLE BAND				6

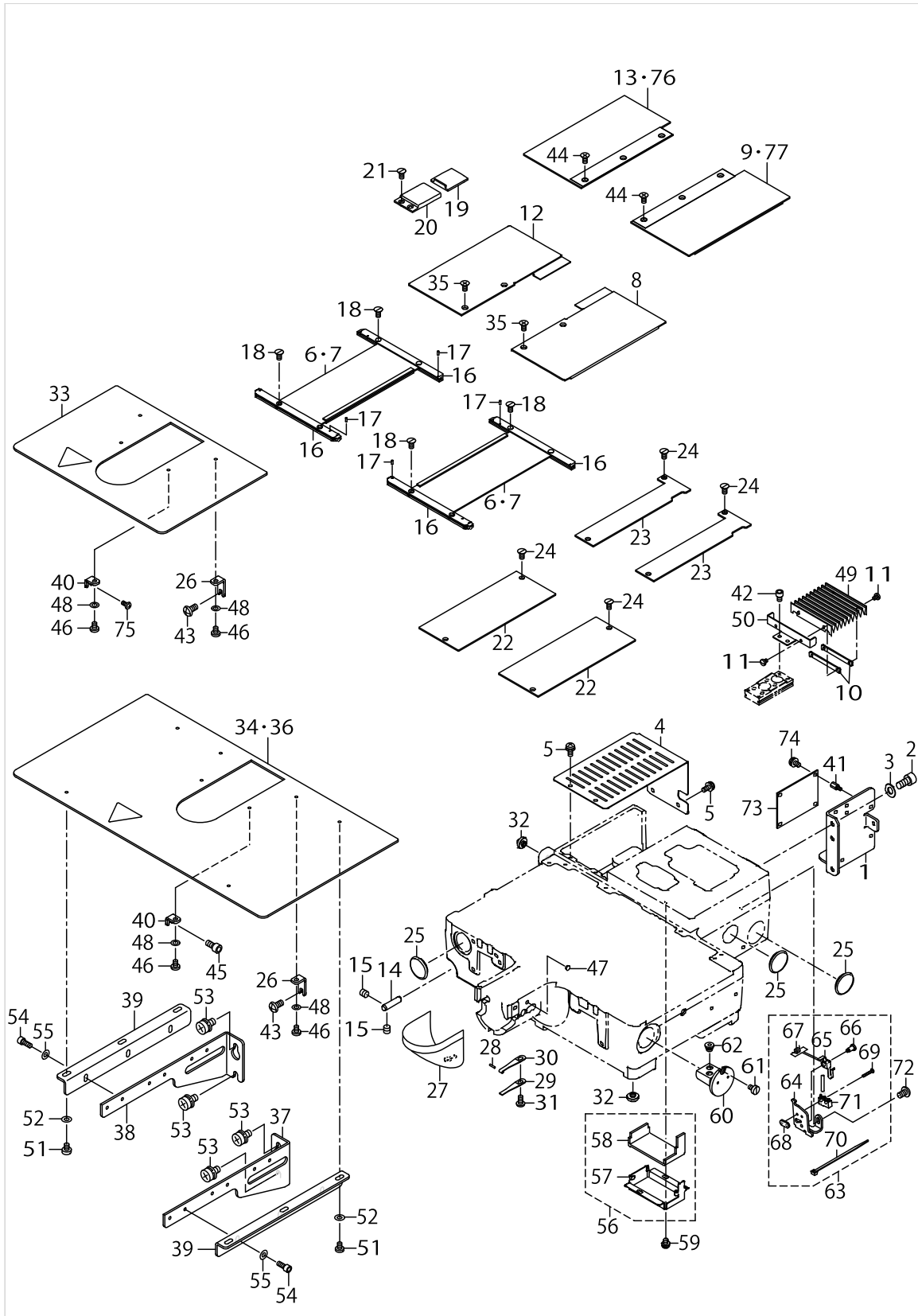
FRAME & MISCELLANEOUS COVER COMPONENTS (2)



FRAME & MISCELLANEOUS COVER COMPONENTS (2)

No.	Parts No.	Parts name	Remarks	Level	Cons	Qty
48	40005712	EARTH CODE ASM				1
49	SL4041891SC	SCREW M4 L=18				1
50	SL4041091SC	SCREW M4 L=10				5

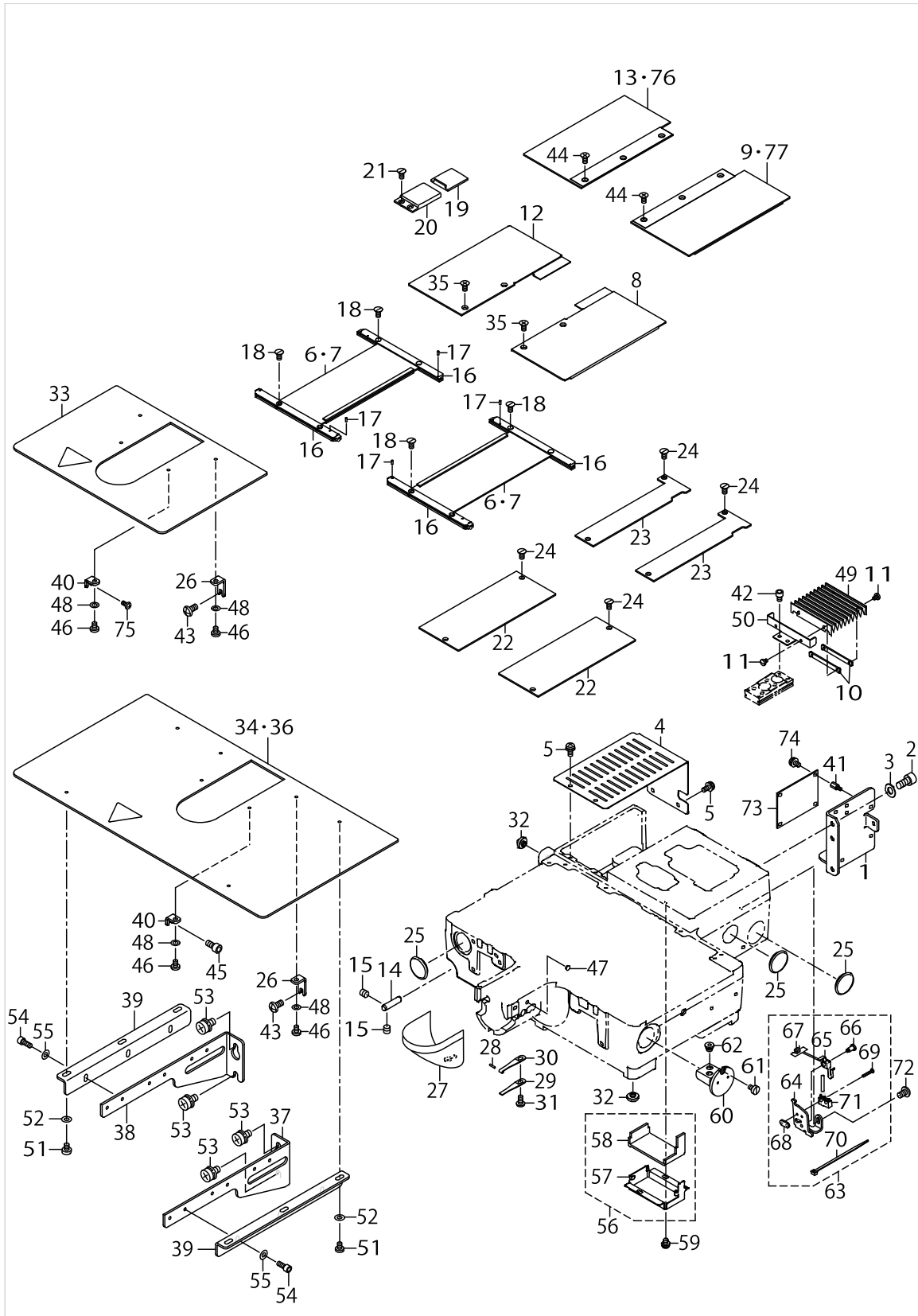
FRAME & MISCELLANEOUS COVER COMPONENTS (3)



FRAME & MISCELLANEOUS COVER COMPONENTS (3)

No.	Parts No.	Parts name	Remarks	Level	Cons	Qty
1	40024997	LIFTER_BASE				1
2	SM6061202TP	SCREW M6 L=12				2
3	WP0651001SC	WASHER				2
4	40025017	X_MOTOR_COVER				1
5	SL4041091SC	SCREW M4 L=10				5
6	40025018	X MOVEMENT LOWER COVER ASM.	FOR 1306			2
7	40036457	X_MOVEMENT_LOWER_COVER_ASM	FOR 1510,2210			2
8	40025023	X MOVEMENT UPPER COVER R ASM.	FOR 1306			1
9	40036459	X_MOVEMENT_UPPER_COVER_R_ASM	FOR 1510			1
10	40036468	FEED_COVER_PLATE	FOR 1510,2210			2
11	SM7030450SC	SCREW M3X0.5 L=3.5	FOR 1510,2210			4
12	40025021	X MOVEMENT UPPER COVER L ASM.	FOR 1306			1
13	40036461	X_MOVEMENT_UPPER_COVER_L_ASM	FOR 1510			1
14	40009290	HINGE STUD				2
15	SM8060612TP	SCREW M6 L=6				4
16	B1181210D00	X MOVEMENT COVER RAIL				4
17	PS0150042K0	SPRING PIN 1.5X4				4
18	SM1040870TP	SCREW				8
19	B1123210000	Y DRIVE COVER	FOR 1306			1
20	B1124210000	Y FIXED COVER	FOR 1306			1
21	SM1040870TP	SCREW	FOR 1306			2
22	40025031	FEED BASE COVER	FOR 1306			2
23	40036464	FEED_BASE_COVER	FOR 1510,2210			2
24	SM1040870TP	SCREW				4
25	B8267180000	RUBBER PLUG				3
26	40025015	COVER_SUPPORT_A				2
27	138168M8	HOOK COVER ASM.				1
28	31262801	PIN				1
29	26221200	HOOK COVER PRESSER SPRING B				1
30	26221101	HOOK COVER PRESSER SPRING A				1
31	SM5040855SN	SCREW				1
32	B1116210D00	FRAME SUPPORT RUBBER				6
33	40083740	NEEDLE_PLATE_SUPPORT_COVER_ASM	FOR 1306			1
34	40083741	NEEDLE_PLATE_SUPPORT_COVER_ASM	FOR 1510			1
35	SM1040801SP	SCREW M4X0.7 L=8	FOR 1306			4
36	40083742	NEEDLE_PLATE_SUPPORT_COVER_ASM	FOR 2210			1
37	40039546	COVER_SUPPORT_R	FOR 1510,2210			1
38	40039547	COVER_SUPPORT_L	FOR 1510,2210			1
39	B1132223C00	COVER BASE	FOR 1510,2210			2
40	40086367	COVER SUPPORT B				2
41	HX003390000	STUD				4
42	SM6040602TP	SCREW M4 L=6	FOR 1510,2210			2
43	SM4051055SP	SCREW				2
44	SM1040801SP	SCREW M4X0.7 L=8	FOR 1510,2210			6
45	SM6051002TP	SCREW M5X0.8 L=10	FOR 1510,2210			2
46	SM6450610TP	SCREW				4
47	TA0750404R0	PLUG D=7.5 L=3.5				1

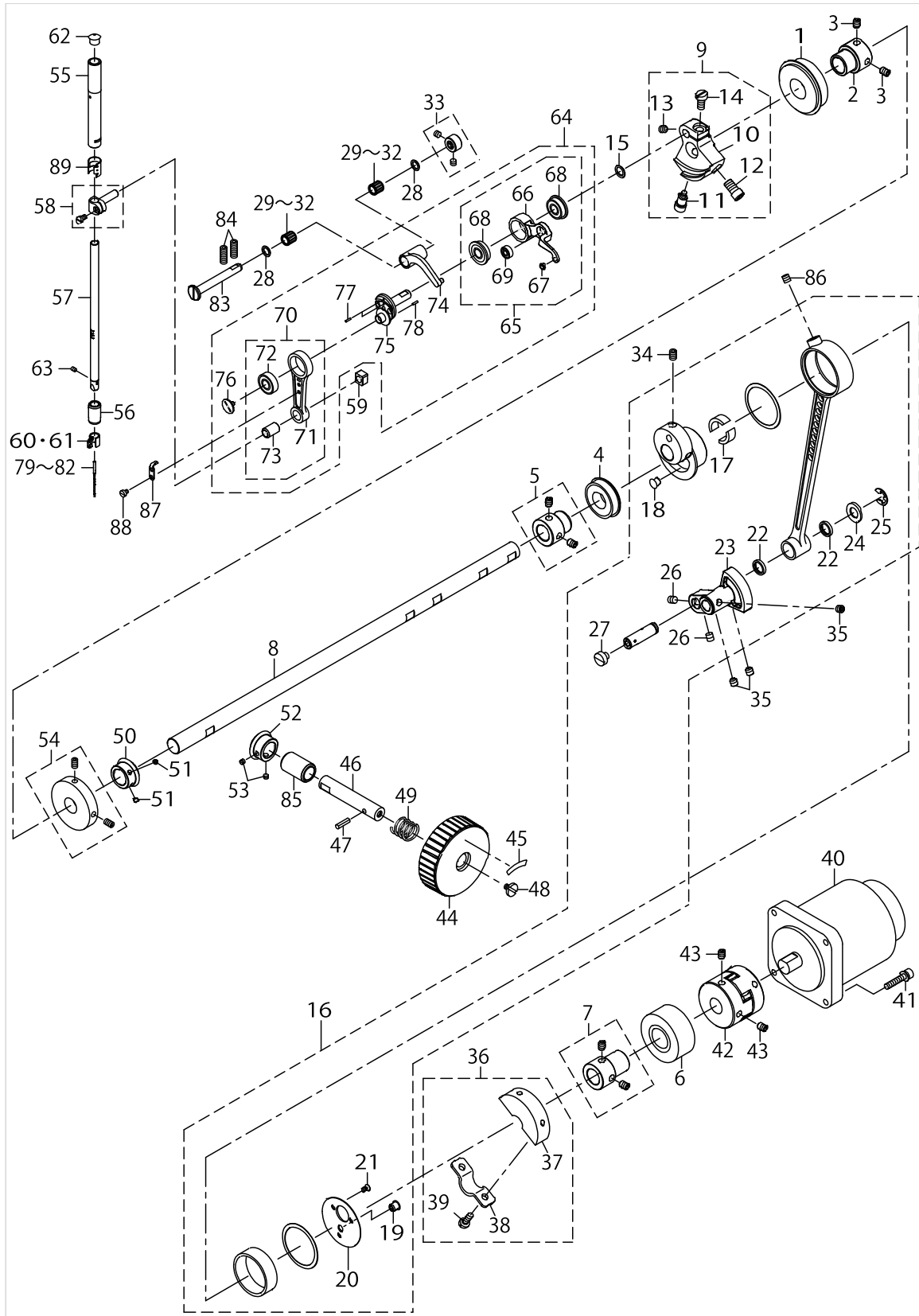
FRAME & MISCELLANEOUS COVER COMPONENTS (3)



FRAME & MISCELLANEOUS COVER COMPONENTS (3)

No.	Parts No.	Parts name	Remarks	Level	Cons	Qty
48	WP0430800SD	WASHER M4				4
49	40036465	FEED_COVER	FOR 1510,2210			1
50	40036467	FEED_COVER_STAY	FOR 1510,2210			1
51	SM6450610TP	SCREW	FOR 1510,2210			4
52	WP0450801SP	WASHER	FOR 1510,2210			4
53	SL9061291SE	WASHER HEXAGONAL BOLT M6 L=12	FOR 1510,2210			4
54	SM6041002TP	SCREW M4 L=10	FOR 1510,2210			6
55	WP0450801SP	WASHER	FOR 1510,2210			6
56	40026829	GEAR_COVER_ASM.				1
57	40026830	GEAR_COVER		*		1
58	40026831	GEAR_COVER_FELT		*		1
59	SL4040681SC	COMBINATION SCREW M4X8				2
60	40006836	OIL TANK ASM.				1
61	SM6040650TP	SCREW				1
62	40006840	RUBBER BUSH				2
63	40029776	SAFTY_SW_ASM.				1
64	40006496	SAFETY_SW_BASE		*		1
65	23638109	SAFETY SWITCH ARM		*		1
66	40006497	SAFETY_SW_ARM_SHAFT		*		1
67	23638208	SAFETY SWITCH SPRING		*		1
68	23638406	SAFETY SWITCH NUT		*		1
69	SM4021201SC	SCREW M2 L=12		*		2
70	EA9500B0100	CABLE BAND		*		1
71	40029633	SAFETY SW CORD ASM.		*		1
72	SM4050855SP	SCREW				1
73	40032512	INT_PCB_ASM.				1
74	SL4040891SC	SCREW M4 L=8				3
75	SM4051055SP	SCREW	FOR 1306			2
76	40039534	X MOVEMENT UPPER COVER L ASM	FOR 2210			1
77	40039532	X MOVEMENT UPPER COVER R ASM	FOR 2210			1

MAIN SHAFT & NEEDLE BAR COMPONENTS



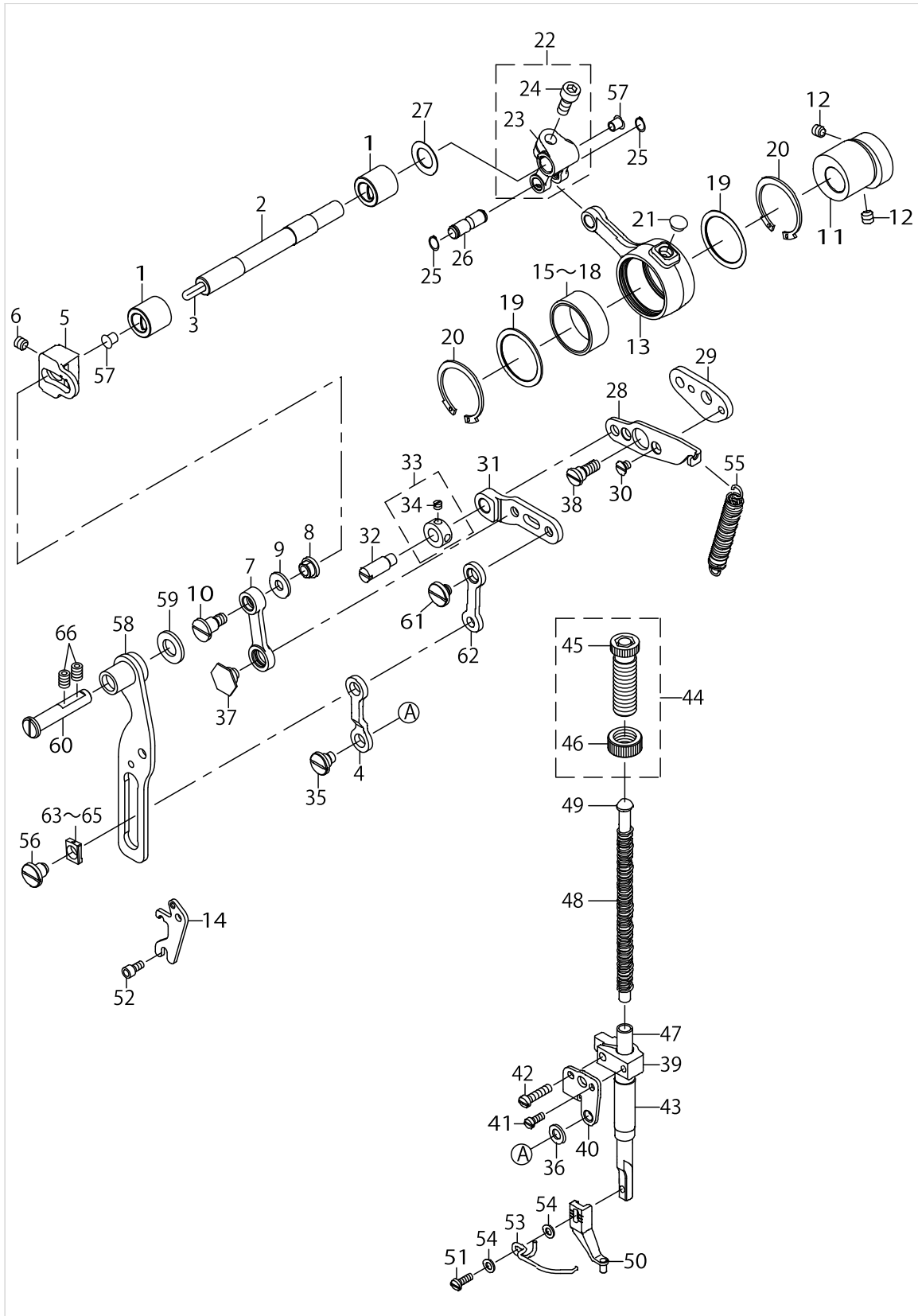
MAIN SHAFT & NEEDLE BAR COMPONENTS

No.	Parts No.	Parts name	Remarks	Level	Cons	Qty
1	SB12000900	BEARING				1
2	23604200	MAIN SHAFT BEARING SUPPORT				1
3	SM8060812TP	SCREW M6 L=8				2
4	SB120001800	BEARING				1
5	40010415	BEARING_BUSH_A_ASM.				1
6	SB120001700	BEARING				1
7	40010418	BEARING_BUSH_B_ASM.				1
8	40025417	MAIN SHAFT				1
9	40010422	COUNTER_WEIGHT_ASM.				1
10	40010423	COUNTER_WEIGHT		*		1
11	40010424	COUNTER_WEIGHT_SCREW_A		*		1
12	40010425	COUNTER_WEIGHT_SCREW_B		*		1
13	40010426	COUNTER_WEIGHT_SCREW_C		*		1
14	40010427	COUNTER_WEIGHT_SCREW_D		*		1
15	WP0820516SP	WASHER 11.6X8.2X0.6				1
16	40089367	CRANK ROD ALL ASM.				1
17	40006555	UNDER CAM FELT		*		2
18	TA0670604R0	PLUG D=6.7 L=6		*		1
19	TA0670604R0	PLUG D=6.7 L=6		*		1
20	40010421	CRANK_ROD_SUPPORT_PLATE		*		1
21	SM1030601SP	SCREW M3 L=6		*		3
22	10108009	OIL SEAL		*		2
23	40006561	OSCILLATOR		*		1
24	40026818	WASHER		*		1
25	RE0800000K0	E-SHAPED SNAP RING (8MM)		*		1
26	SM8480652TP	SCREW		*		2
27	SM6060550TP	SCREW M6 L=4.5		*		1
28	22891204	BEARING SUPPORT				2
29	SB30700020A	BEARING	SELECTIVE PARTS			2
30	SB30700020B	BEARING	SELECTIVE PARTS			2
31	SB30700020C	BEARING	SELECTIVE PARTS			2
32	SB30700020D	BEARING	SELECTIVE PARTS			2
33	40010434	THRUST_COLLAR_ASM.				1
34	SM8060812TP	SCREW M6 L=8				2
35	SM8480652TP	SCREW				3
36	40010437	CRANK_BALANCER_ASM.				1
37	40010438	CRANK_BALANCER		*		1
38	40010439	CRANK_BALANCER_FIX_PLATE		*		1
39	40010440	CRANK_BALANCER_FIX_PLATE_SCREW		*		2
40	40052937	SERVO MOTOR 550W				1
41	SL6052592TN	BOLT				4
42	23604309	COUPLING				1
43	SM8060812TP	SCREW M6 L=8				4
44	B1212210D00	PULLEY				1
45	B1144210000	REVOLVING DIRECTION LABEL				1
46	40044053	PULLEY SHAFT				1
47	PS0400142KH	SPRING PIN 4X14				1

MAIN SHAFT & NEEDLE BAR COMPONENTS

No.	Parts No.	Parts name	Remarks	Level	Cons	Qty
48	A123050000A	HANDWHEEL SETSCREW				1
49	GAF01007000	SPRING				1
50	40006515	GEAR_A				1
51	SM8040310SS	SCREW M4 L=3				2
52	40006516	GEAR_B				1
53	SM8040310SS	SCREW M4 L=3				2
54	40010533	BTW_DRIVING_WHEEL_ASM.				1
55	40077604	NEEDLE_ROD_METAL				1
56	40077605	NEEDLE_ROD_LOWER_METAL				1
57	40026882	NEEDLE_BAR				1
58	B14115520A0	NEEDLE BAR CONNECTING ASM.				1
59	B1414555000	SLIDE BLOCK				1
60	B1405210000	THREAD GUIDE A	TYPE S		☆	1
61	40026884	NEEDLE_BAR_SHREAD_GUIDE_H	TYPE H		☆	1
62	22901409	NEEDLE BAR UPPER BUSH CAP				1
63	SM8030412TP	SCREW				1
64	40078382	THREAD_TAKE_UP_COMPL				1
65	40006530	THREAD_TAKE_UP_LEVER_ASM.		*		1
66	40006531	THREAD_TAKE_UP_LEVER		*		1
67	B1908505000	THREAD PASS BUSH		*		1
68	SB108002200	BEARING		*		2
69	SB104001600	BEARING		*		1
70	40078106	NEEDLE_BAR_CRANK_ROD_ALL_ASM		*		1
71	40078088	NEEDLE_BAR_CRANK_ROD		*		1
72	SB108002300	BEARING		*		1
73	22891006	NEEDLE BAR CRANK ROD BUSH		*		1
74	40006532	THREAD_TAKE_UP_CRANK		*		1
75	40078083	NEEDLE_ROD_CRANK		*		1
76	B1903552000	LEFT SCREW		*		1
77	40078135	PIN		*		2
78	B1705850000	STOPPER PIN		*		1
79	MDP500B1400	NEEDLE DPX5 #14	TYPE S(FOR ST)		☆	1
80	MDP170B1800	NEEDLE DPX17 #18	TYPE H(FOR ST)		☆	1
81	MC200501000	NEEDLE 134 NM100/DPX134 #16	TYPE S(FOR JE)		☆	1
82	MC372001100	NEEDLE 135X17 #110	TYPE H(FOR JE)		☆	1
83	40078079	THREAD_TAKE_UP_CRANK_SHAFT				1
84	SM8061612TP	SCREW M6X16				2
85	40000299	NEEDLE FEED SHAFT METAL				1
86	SM8480652TP	SCREW				1
87	40078107	KNIFE				1
88	SM6030450TP	SCREW M3 L=4				2
89	40078160	NEEDLE_ROD_METAL_GREASE_COVER				1

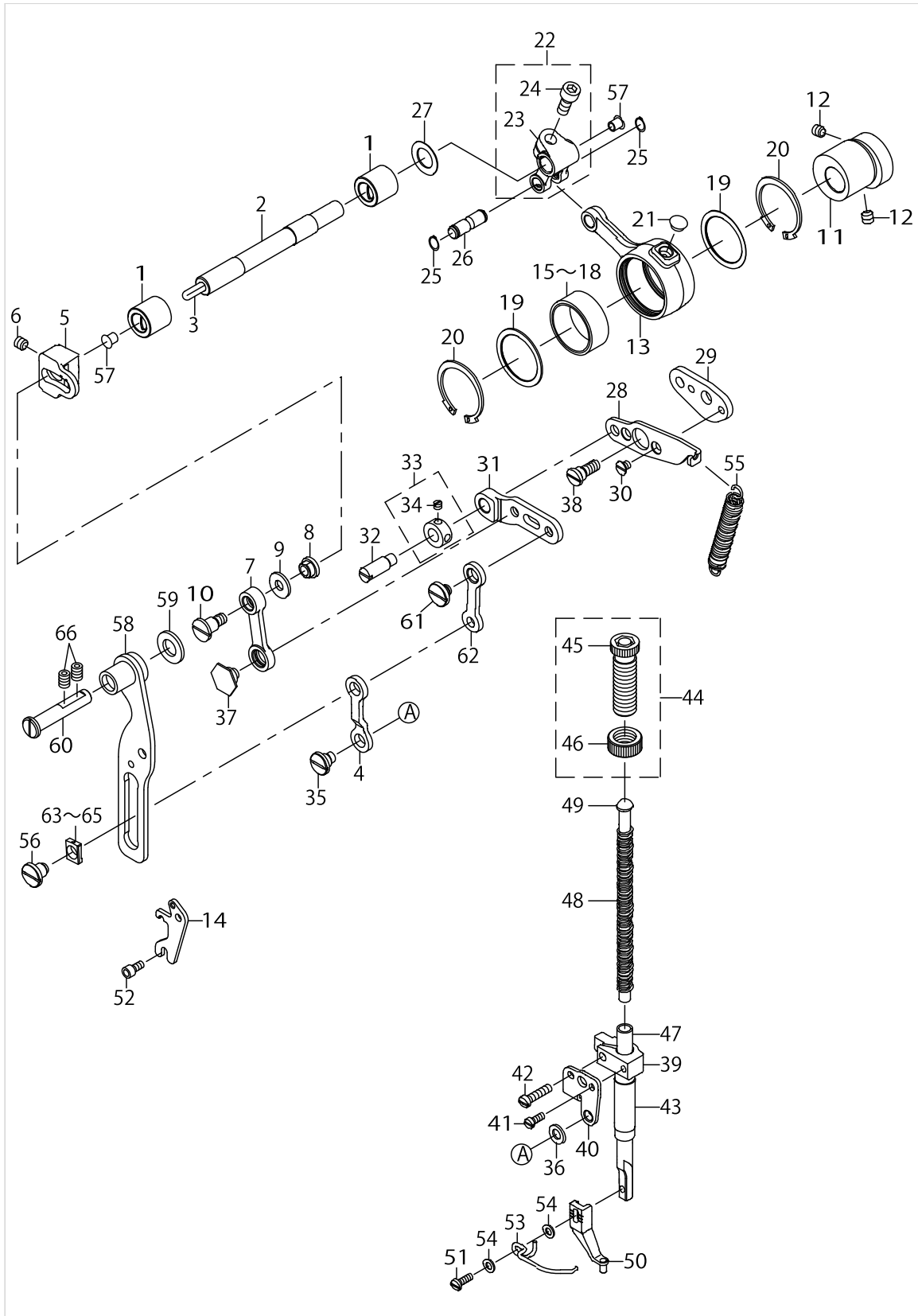
PRESSER MECHANISM & PRESSER VARIABLE COMPONENTS (1)



PRESSER MECHANISM & PRESSER VARIABLE COMPONENTS (1)

No.	Parts No.	Parts name	Remarks	Level	Cons	Qty
1	40025431	BUSHING				2
2	40025427	INTERMEDIATE_PRESSER_SHAFT				1
3	CQ303000000	OIL WICK				0.1
4	40030617	INTERMEDIATE_PRESSER_LINK_D				1
5	40025012	ADJUSTING_ARM				1
6	SM8060612TP	SCREW M6 L=6				1
7	40068835	INTERMEDIATE_PRESSURE_LINK				1
8	40025415	ADJUSTING_NUT				1
9	WP0611626SP	WASHER 15X6X1.6				1
10	SD0800746TP	SHOULDER SCREW				1
11	40025428	ECCENTRIC_CAM				1
12	SM8060812TP	SCREW M6 L=8				2
13	40025011	CRANK_CONNECTING_ROD				1
14	40068833	POSITIONING_LINK_SPRING_HOOK				1
15	B1636581A00	NEEDLE BEARING A	SELECTIVE PARTS			1
16	B1636581B00	NEEDLE BEARING B	SELECTIVE PARTS			1
17	B1636581C00	NEEDLE BEARING	SELECTIVE PARTS			1
18	B1636581D00	NEEDLE BEARING	SELECTIVE PARTS			1
19	40012965	BEARING_SUPPORT_PLATE				2
20	RC3781518KP	RETAINING RING				2
21	TA0750404R0	PLUG D=7.5 L=3.5				1
22	13122452	FEED BRANCH CRANK ASM.				1
23	13122403	FEED BRANCH CRANK		*		1
24	SM6061402TP	SCREW M6 L=14		*		1
25	RC0650811KP	RETAINING RING				2
26	40025429	ROD_CONNECTING_SHAFT				1
27	WP1221016SP	WASHER				1
28	40068834	POSITIONING_LINK				1
29	40024988	POSITIONING_LINK_B				1
30	SS1110640TP	SCREW 11/64-40 L=5.5				2
31	40030620	INTERMEDIATE_PRESSER_LINK_B				1
32	B1408180000	HINGE SCREW				1
33	CS079073ASH	THRUST COLLAR ASM.				1
34	SS8110410TP	SCREW 11/64-40 L=3.5		*		2
35	SD0800386TP	SHOULDER SCREW D=8 H=3.75				1
36	40029419	LINK_CONNECTING_PLATE_WASHER				1
37	SD1000506TP	SHOULDER SCREW D=10 H=4.95				1
38	SD0800408TP	SHOULDER SCREW				1
39	23610108	PRESSER BAR GUIDE BRACKET				1
40	40024991	LINK_CONNECTING_PLATE				1
41	SS6090910SP	SCREW 9/64-40 L=9				1
42	SS7111810TP	SCREW 11/64-40 L=18				1
43	40078133	PRESSER_BUSHING				1
44	22907554	PRESSER SPRING REG NUT ASM.				1
45	22907505	PRESSER SPRING REGULATOR		*		1
46	11071701	NUT		*		1
47	40030623	INTERMEDIATE_PRESSER_BAR				1

PRESSER MECHANISM & PRESSER VARIABLE COMPONENTS (1)



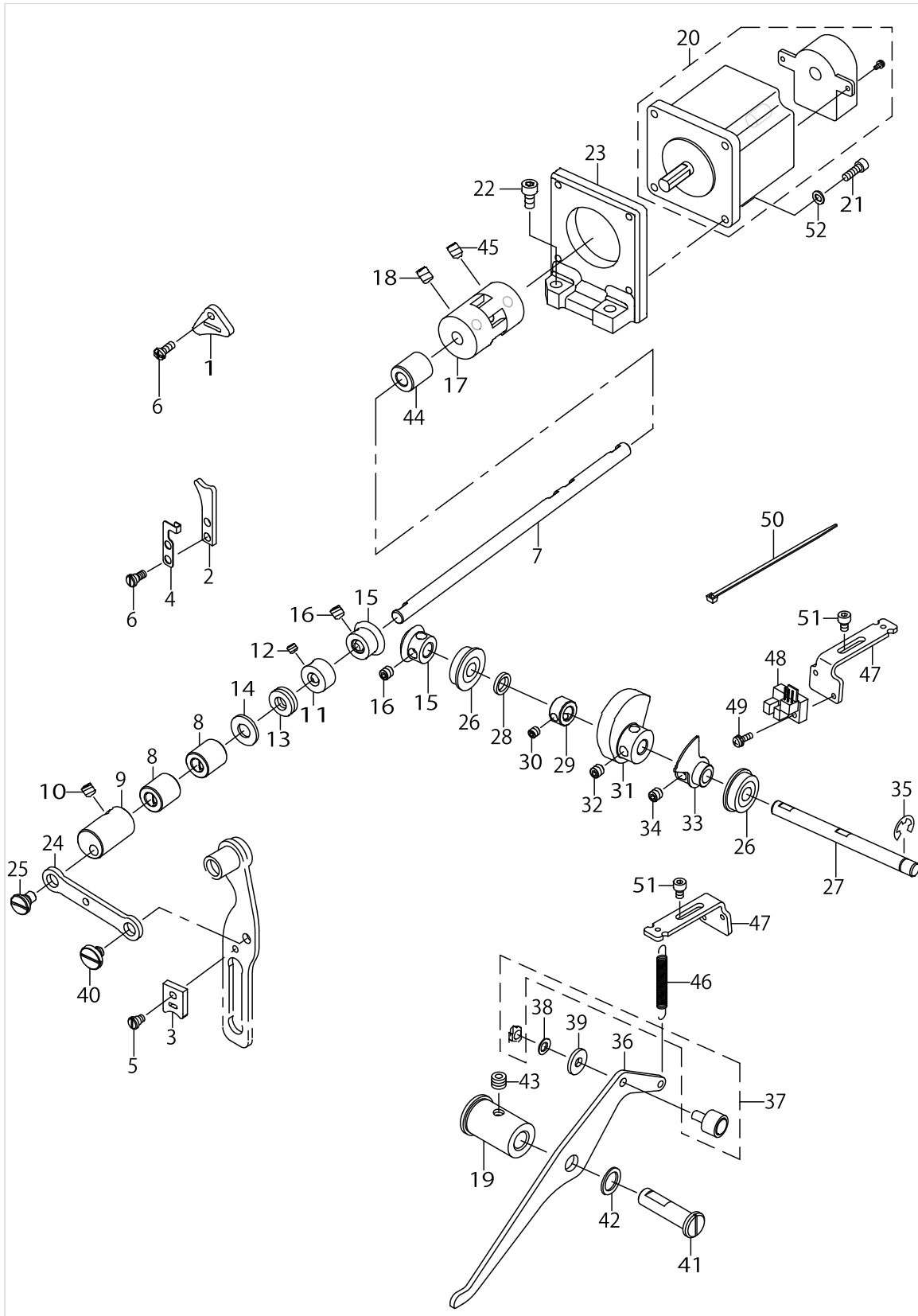
PRESSER MECHANISM & PRESSER VARIABLE COMPONENTS (1)

No.	Parts No.	Parts name	Remarks	Level	Cons	Qty
48	B161121000A	INNER PRESSER SPRING				1
49	40023631	PRESSER GUIDE BAR				1
50	40023632	INTERMEDIATE PRESSER A			☆	1
51	SM7751160TP	SCREW				1
52	SM6040802TP	SCREW M4X0.7 L=8				2
53	B1634210D00	FINGER GUARD				1
54	WP0430800SC	WASHER M4				2
55	40030621	INTERMEDIATE_PRESSER_SPRING B				1
56	SD0800656TP	SHOULDER SCREW				1
57	TA0550604R0	RUBBER PLUG				2
58	40077925	PRESSURE_VARIABLE_PLATE_ASM.				1
59	40078113	COLLAR				1
60	40023624	THREAD_TRIMMER_SHAFT				1
61	SD0800336TP	SHOULDER SCREW				1
62	40030616	INTERMEDIATE_PRESSER_LINK_C				1
63	40030628	SLIDE_BLOCK_A	SELECTIVE PARTS			1
64	40030629	SLIDE_BLOCK_B	SELECTIVE PARTS			1
65	40030630	SLIDE_BLOCK_C	SELECTIVE PARTS			1
66	SM8060812TP	SCREW M6 L=8				2

PRESSER MECHANISM & PRESSER VARIABLE COMPONENTS (2)

No.	Parts No.	Parts name	Remarks	Level	Cons	Qty
1	40030625	FACE_FELT_A				1
2	40030626	FACE_FELT_B				1
3	40030627	FACE_FELT_C				1
4	40026817	FACE_FELT_B_SUPPORT				1
5	40029420	FELT_SCREW_C				1
6	40032483	FELT_SCREW_AB				3
7	40077933	PRESSER_VARIABLE_SHAFT				1
8	40025423	BUSHING B				2
9	40026819	PRESSER_VARIABLE_ARM				1
10	SM8480652TP	SCREW				2
11	CS0800881TP	THRUST COLLAR				1
12	SM8050412TP	SCREW M5 L=4				2
13	SB408000100	BEARING				1
14	WP0850002SP	WASHER 8.5X18X1.6				1
15	40030615	PRESSER_LIFT_GEAR				2
16	SM8060612TP	SCREW M6 L=6				4
17	40030619	INTERMEDIATE_PRESSER_COUPLING				1
18	SM8060802TP	SCREW M6 L=8				2
19	40077938	LIFTING_LINK_SHAFT_METAL				1
20	40102213	ENCODER MOTOR ASM				1
21	SM6041202TP	SCREW M4X0.7 L=12				4
22	SM6061802TP	SCREW M6 L=18				2
23	40025010	PRESSER_MOTOR_BRACKET				1
24	40024989	PRESSER_VARIABLE_LINK				1
25	SD0800337TP	SHOULDER SCREW				1
26	SB108000500	RADIAL BEARING				2
27	40025426	PRESSER_LIFT_SHAFT				1
28	WZ0850302K0	WAVED WASHER 8.5X12.5X0.3				1
29	CS0800881TP	THRUST COLLAR				1
30	SM8050412TP	SCREW M5 L=4				2
31	40025016	LIFTING_CAM				1
32	SM8060612TP	SCREW M6 L=6				2
33	40025418	SENSOR_SLIT_ASM				1
34	SM8060612TP	SCREW M6 L=6				2
35	RE0700000K0	E-RING 7				1
36	40077937	LIFTING_LINK				1
37	40027870	CAM FOLLOWER				1
38	WP0520656SA	WASHER 5.2X9.5X0.6				1
39	WP0522016SH	WASHER				1
40	SD0800387TP	SHOULDER SCREW D=8 H=3.75				1
41	40006716	THREAD_TRIMMER_SHAFT				1
42	26226001	WASHER				1
43	SM8060812TP	SCREW M6 L=8				1
44	40043321	BUSHING_C				1
45	SM8060812TP	SCREW M6 L=8				2
46	40003970	TENSION RELEASE RETURN				1
47	40077939	SENSOR_INSTALLING_BASE				1

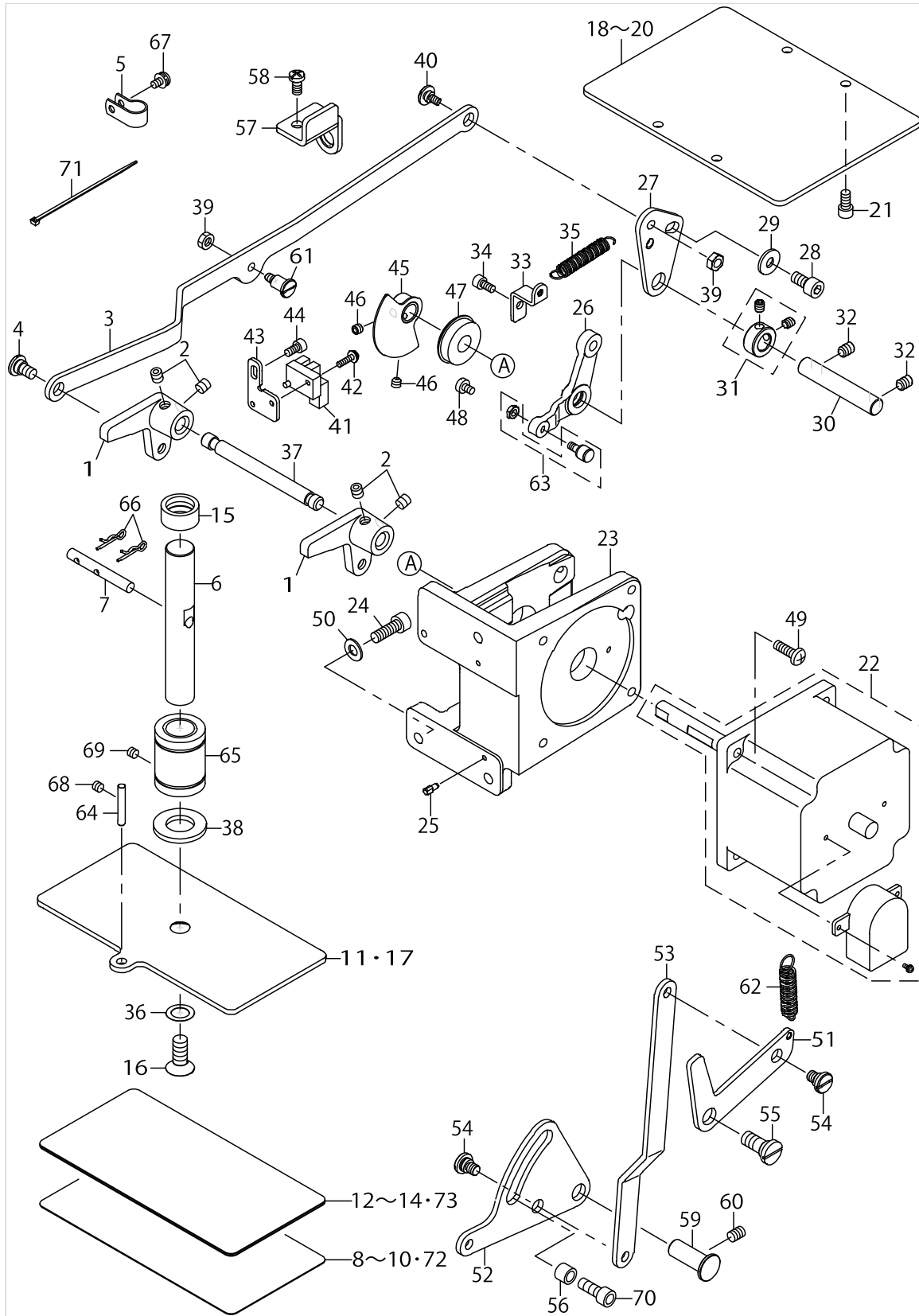
PRESSER MECHANISM & PRESSER VARIABLE COMPONENTS (2)



PRESSER MECHANISM & PRESSER VARIABLE COMPONENTS (2)

No.	Parts No.	Parts name	Remarks	Level	Cons	Qty
48	HD00057000A	PHOTO SENSOR				1
49	SL4031081SF	SCREW M3 L=10				1
50	EA9500B0100	CABLE BAND				1
51	SM6040602TP	SCREW M4 L=6				4
52	WP0450846SP	WASHER				4

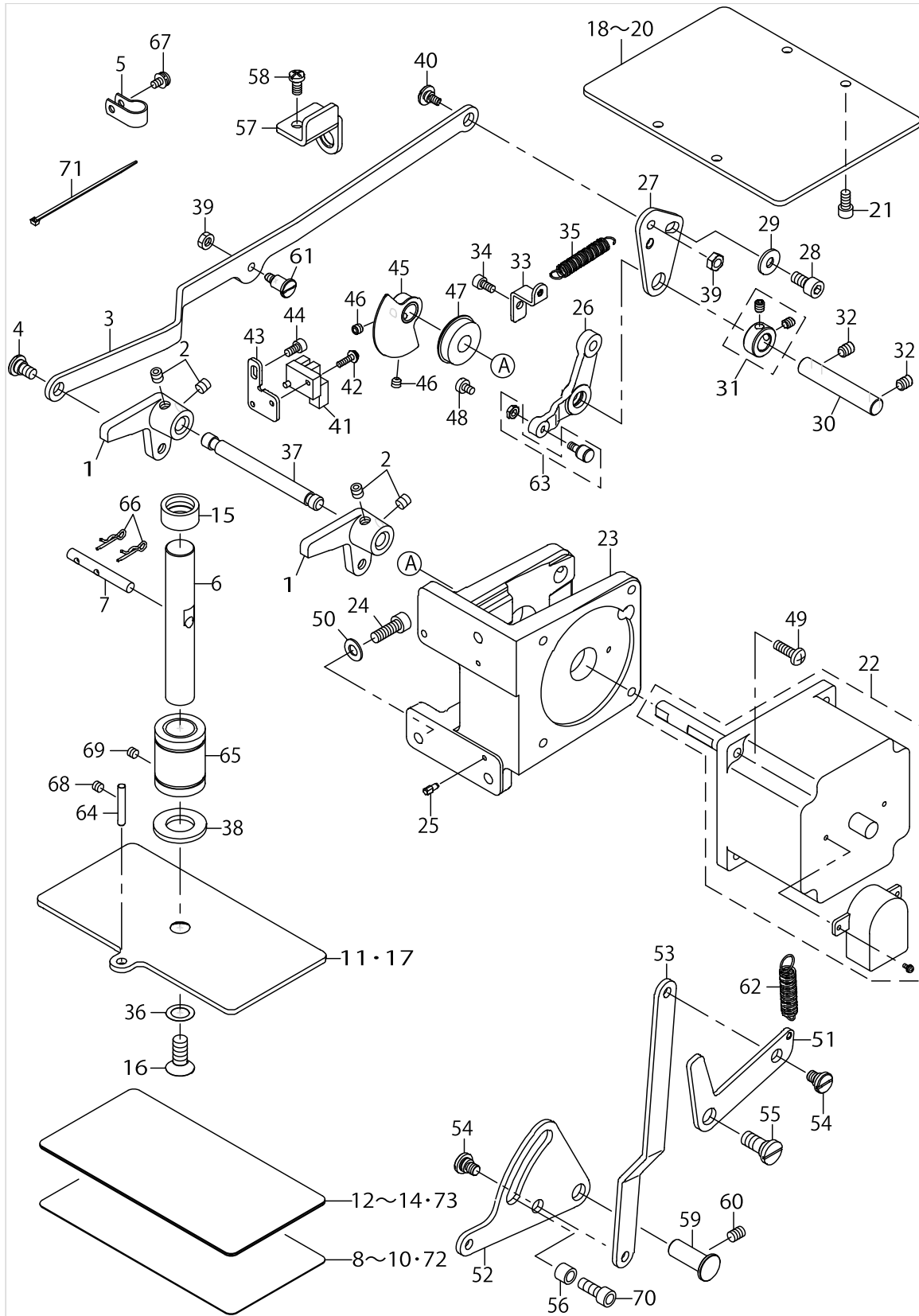
PRESSER PLATE & MANUAL PRESSER MECHANISM COMPONENTS



PRESSER PLATE & MANUAL PRESSER MECHANISM COMPONENTS

No.	Parts No.	Parts name	Remarks	Level	Cons	Qty
1	40077923	ARM_A	TYPE S			2
2	SM8060612TP	SCREW M6 L=6	TYPE S			4
3	40077924	CONNECTING_LINK	TYPE S			1
4	SD0800346TP	SHOULDER SCREW	TYPE S			1
5	HX00150000D	CABLE CLIP	TYPE L			1
6	40077928	PRESSER SHAFT	TYPE S			1
7	40077929	PIN	TYPE S			1
8	B1520210D00A	PRESSER PLATE SHEET	FOR 1306			1
9	40078577	PRESSURE_PLATE_SEET	1510 TYPE L			1
10	40039538	PRESSURE_PLATE_SHEET	FOR 2210			1
11	40077927	PRESSURE_PLATE	1510 TYPE S			1
12	B1531210D00	PRESSER PLATE FITTING SHEET	FOR 1306			1
13	40075878	PRESSURE_PLATE_FITTING_SEET	1510 TYPE L			1
14	40039539	PRESSURE PLATE FITTING SHEET	FOR 2210			1
15	40077930	PRESSURE_SHAFT_METAL	TYPE S			1
16	B1516210D00	SCREW	TYPE S			1
17	40077936	PRESSURE_PLATE	1306 TYPE S			1
18	40036470	PRESSURE_PLATE	1510 TYPE L			1
19	40077935	PRESSURE_PLATE	1306 TYPE L			1
20	40039537	PRESSURE_PLATE	2210 TYPE L			1
21	SM6051002TP	SCREW M5X0.8 L=10	TYPE L			4
22	40103968	ENCODER MOTOR ASM.(TC)				1
23	40072211	MOTOR_BASE				1
24	SM6061802TP	SCREW M6 L=18				3
25	B1816215P00	GUIDE PIN				2
26	40025009	PRESSER_LOWER_LINK_A	TYPE S			1
27	40024996	PRESSER_LOWER_ADJUSTING_LINK	TYPE S			1
28	SM6061202TP	SCREW M6 L=12	TYPE S			1
29	WP0611626SP	WASHER 15X6X1.6	TYPE S			1
30	40077931	PRESSURE_LOWERING_SHAFT	TYPE S			1
31	40010464	THRUST_COLLAR_ASM.	TYPE S			1
32	SM8060812TP	SCREW M6 L=8	TYPE S			2
33	40025436	LOWER_SPRING_HOOK	TYPE S			1
34	SM6040802TP	SCREW M4X0.7 L=8	TYPE S			1
35	26226209	SPRING	TYPE S			1
36	40023627	PRESSER PLATE SHEET WASHER	TYPE S			3
37	40034922	PRESSER LINK SHAFT	TYPE S			1
38	22931505	RUBBER WASHER	TYPE S			1
39	NM6050001SP	NUT M5	TYPE S			2
40	SD0800327TP	SHOULDER SCREW	TYPE S			1
41	HD00057000A	PHOTO SENSOR				1
42	SL4031291SC	SCREW M3X12				1
43	40010443	SENSOR_INSTALLING_BASE				1
44	SM6040802TP	SCREW M4X0.7 L=8				1
45	40006666	SENSOR_SLIT_ASM.				1
46	SM8050592TP	SCREW				2
47	SB110002400	BEARING				1

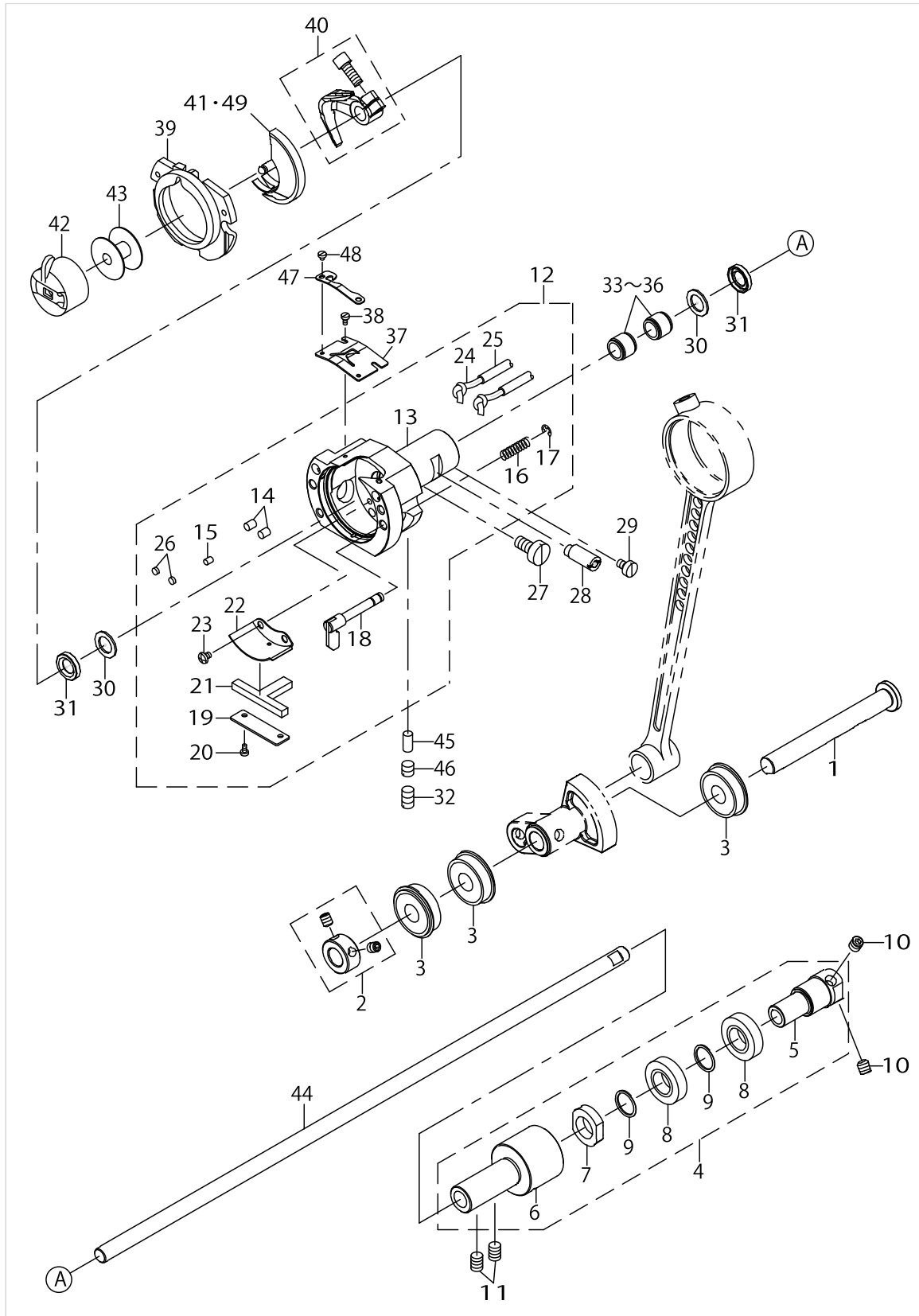
PRESSER PLATE & MANUAL PRESSER MECHANISM COMPONENTS



PRESSER PLATE & MANUAL PRESSER MECHANISM COMPONENTS

No.	Parts No.	Parts name	Remarks	Level	Cons	Qty
48	SM6040650TP	SCREW				1
49	SM4051655SP	SCREW M5 L=16				4
50	WP0651001SC	WASHER				3
51	40024992	MANUAL_LOWER_PLATE	TYPE S			1
52	40024993	MANUAL_LOWER_LEVER	TYPE S			1
53	40024994	MANUAL_LOWER_LINK	TYPE S			1
54	SD0800337TP	SHOULDER SCREW	TYPE S			2
55	SD1000406TP	SHOULDER SCREW	TYPE S			1
56	26228809	SLIDE ROLLER	TYPE S			1
57	40024995	SPRING_HOOK	TYPE S			1
58	SM4061255SP	SCREW M6 L=12	TYPE S			1
59	13747001	BELL CRANK SHAFT	TYPE S			1
60	SM8060812TP	SCREW M6 L=8	TYPE S			1
61	SD0801506TP	SHOULDER SCREW D8 H15	TYPE S			1
62	B1642210D00	INTERMEDIATE PRESSER SPRING B	TYPE S			1
63	E3051802000	MINIATURE CAM FOLLOW	TYPE S			1
64	B1527581000A	THREAD RELEASE PIN	TYPE S			1
65	SB716000200	BEARING	TYPE S			1
66	B1515210D00	PIN	TYPE S			2
67	SL4040891SC	SCREW M4 L=8	TYPE L			1
68	SM8050412TP	SCREW M5 L=4	TYPE S			1
69	SM8050412TP	SCREW M5 L=4	TYPE S			1
70	SM6061602TP	SCREW M6 L=16	TYPE S			1
71	EA9500B0100	CABLE BAND	TYPE S			1
72	40078577	PRESSURE_PLATE_SEET_1510S	1510 TYPE S			1
73	40078578	PRESSURE_PLATE_FITTING_SEET_15	1510 TYPE S			1

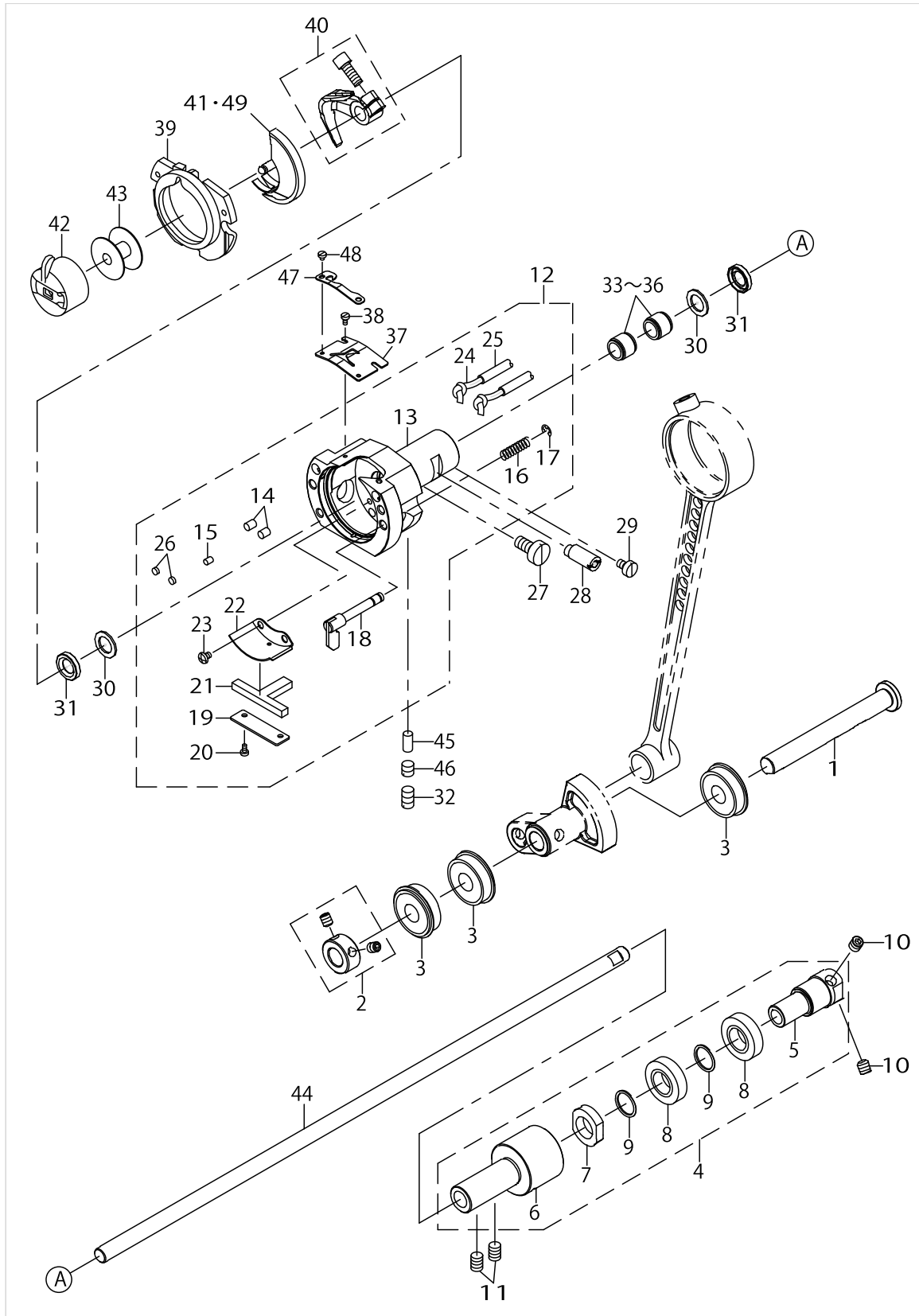
SHUTTLE DRIVER SHAFT COMPONENTS



SHUTTLE DRIVER SHAFT COMPONENTS

No.	Parts No.	Parts name	Remarks	Level	Cons	Qty
1	40024066	OSCILLATOR_SHAFT				1
2	40010464	THRUST_COLLAR_ASM.				1
3	SB110002400	BEARING				3
4	40072009	LOWEW_SHAFT_GEAR_ASM				1
5	40006567	LOWER_SHAFT_GEAR		*		1
6	40006569	LOWER_SHAFT_REAR_METAL		*		1
7	40024063	NUT		*		1
8	SB112001700	BEARING		*		2
9	40006317	LOWER SHAFT GEAR RING		*		2
10	SM8060612TP	SCREW M6 L=6				2
11	SM8060812TP	SCREW M6 L=8				2
12	40089364	SHUTTLE_ASM.				1
13	40089365	SHUTTLE		*		1
14	B1820210D00	SHUTTLE OIL FELT A		*		2
15	B1821210D00	SHUTTLE OIL FELT B		*		1
16	B1822215P00	INNER HOOK PRESSER SPRING		*		2
17	RE0300000K0	E-RING 3		*		2
18	26501858	INNER-HOOK-PRESSER COMPL.		*		2
19	14104004	ONCE THROUGH OIL FELT PRESSER		*		1
20	SM6020460TP	SCREW		*		2
21	14103907	SHUTTLE ONCE THROUGH OIL FELT		*		1
22	40006577	SHUTTLE_LUBRICATING_PLATE		*		1
23	SM4030455SP	SCREW		*		2
24	CQ200000000	OIL WICK		*		2.8
25	23630007	TUBE		*		1.1
26	13529607	SHUTTLE PACKING		*		2
27	40010470	SHUTTLE_ASM_SCREW				1
28	40010471	SHUTTLE_RACE_ADJUSTING_SHAFT				1
29	SM6040650TP	SCREW				1
30	40010472	SHUTTLE_BEARING_RING				2
31	40006576	SHUTTLE_OIL_SEAL				2
32	SM8061050TP	SCREW				1
33	SB30800100A	BEARING	SELECTIVE PARTS			2
34	SB30800100B	BEARING	SELECTIVE PARTS			2
35	SB30800100C	BEARING	SELECTIVE PARTS			2
36	SB30800100D	BEARING	SELECTIVE PARTS			2
37	40036117	SHUTTLE UPPER SPRING			☆	1
38	SM6020460TP	SCREW				2
39	14103352	INNER HOOK PRESSER ASM. B				1
40	40014963	SHUTTLE DRIVER ASM.			☆	1
41	40061991	SHUTTLE(H)	TYPE H		☆	1
42	B1828210DAA	BOBBIN CASE ASM.			☆	1
43	B1806210D00	BOBBIN			☆	1
44	40024062	LOWER_SHAFT				1
45	40006578	OIL_WICK_PRESSER				1
46	SM8060610TP	SCREW				1
47	40036118	LOWER THREAD HOLDER				1

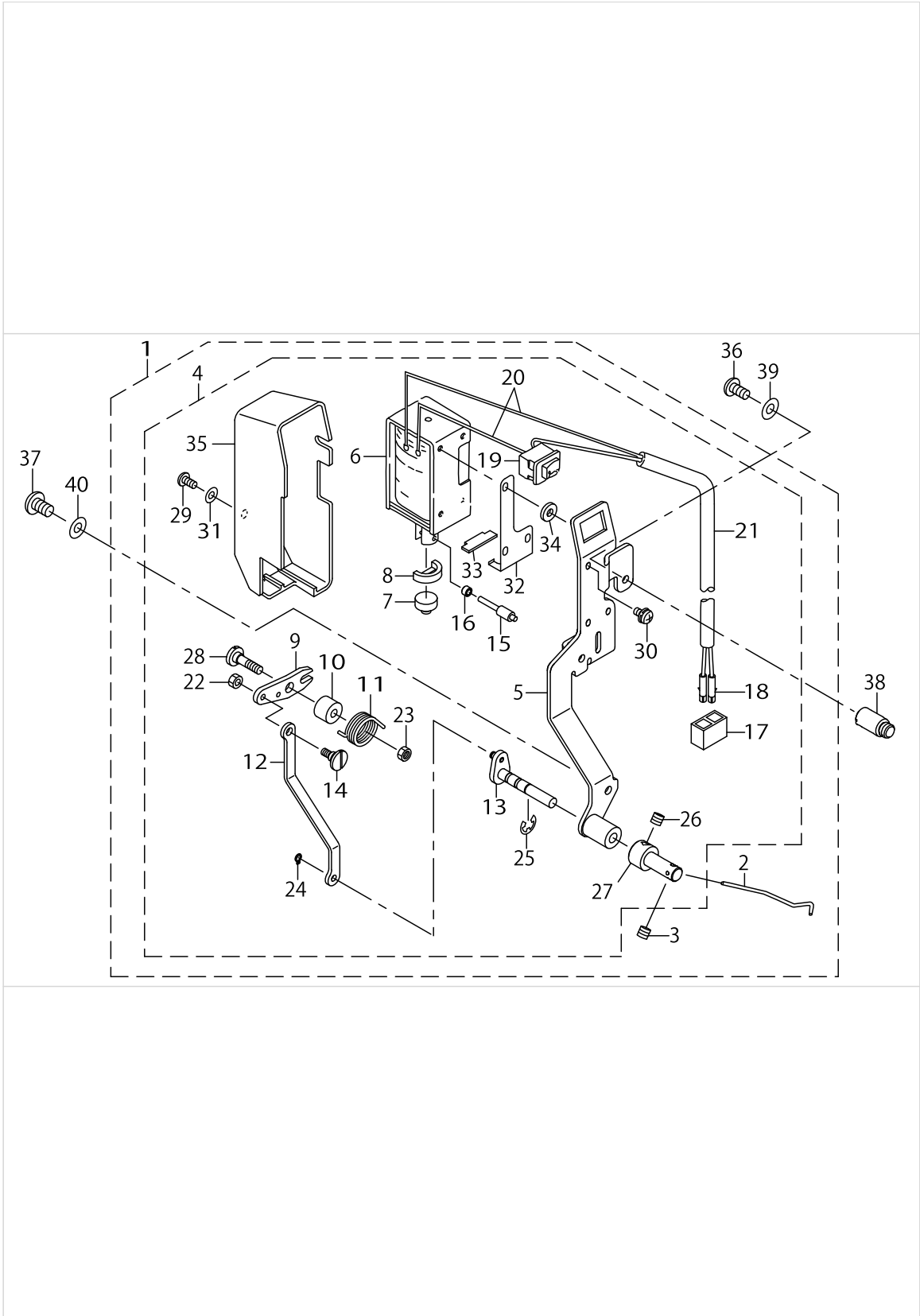
SHUTTLE DRIVER SHAFT COMPONENTS



SHUTTLE DRIVER SHAFT COMPONENTS

No.	Parts No.	Parts name	Remarks	Level	Cons	Qty
48	SM6020250TP	SCREW				2
49	40014964	SHUTTLE	TYPE S		☆	1

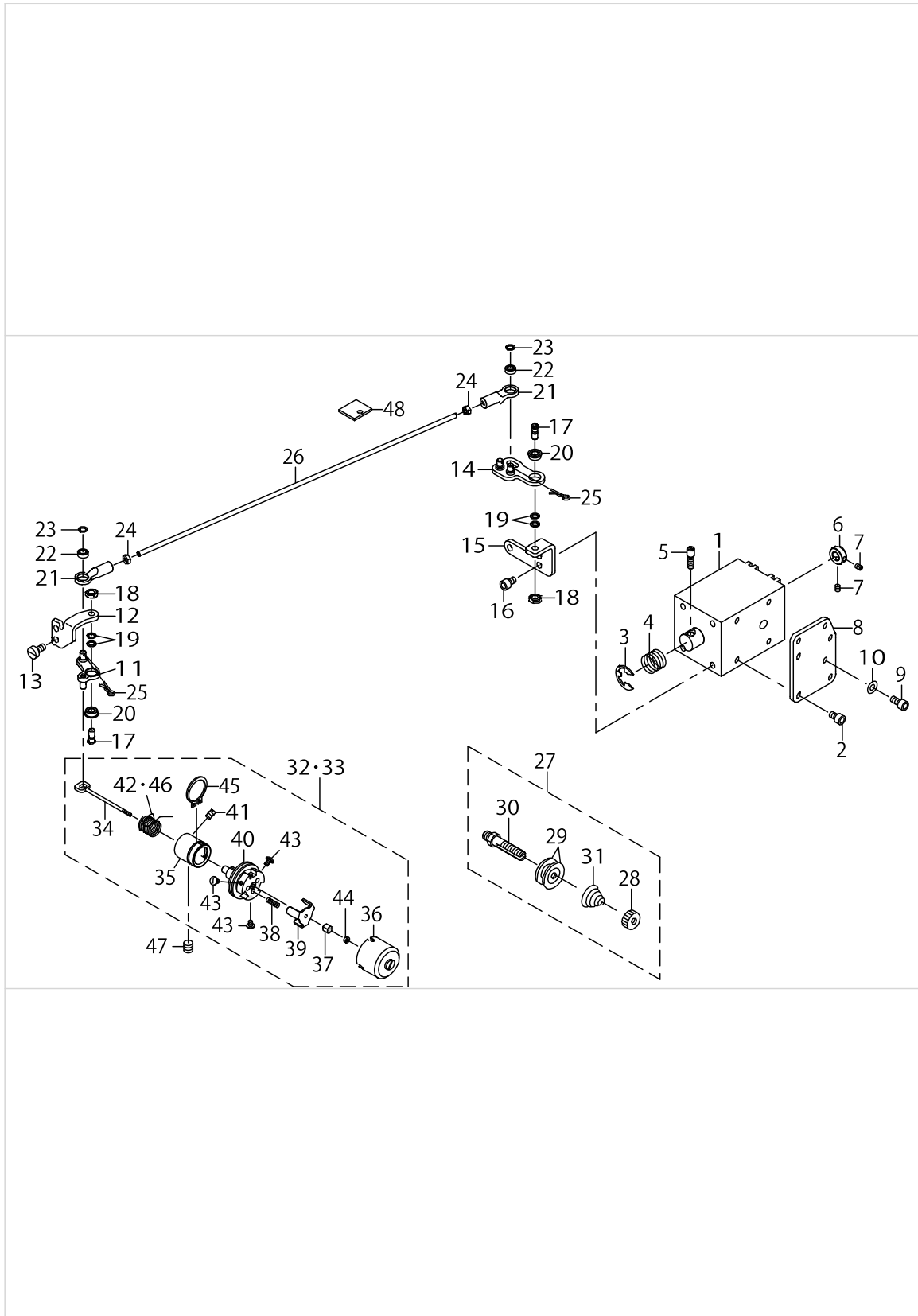
WIPER MECHANISM COMPONENTS



WIPER MECHANISM COMPONENTS

No.	Parts No.	Parts name	Remarks	Level	Cons	Qty
1	40086363	WIPER_ASM				1
2	B2107210D00	WIPER		*		1
3	SM8040412TP	SET SCREW M4 L=4		*		1
4	40086364	WIPER_B_ASM		*		1
5	40086355	WIPER_BASE_ASM		*		1
6	40030956	WIPER_SOLENOID		*		1
7	22955900	WIPER RUBBER A		*		1
8	22956007	WIPER RUBBER B		*		1
9	40086350	WIPER_LINK_A		*		1
10	40086353	WIPER_HINGE_SCREW_COLLAR		*		1
11	40086349	WIPER_SPRING		*		1
12	40086357	WIPER_LINK_B		*		1
13	40086358	WIPER_DRIVING_SHAFT_ASM		*		1
14	22956908	WIPER LINK B HINGE SCREW		*		1
15	40086352	WIPER_SOLENOID_SHAFT		*		1
16	22957203	WIPER LINK COLLAR		*		1
17	HK034610020	2-POLE NYLON PLUG		*		1
18	HK03464000B	PIN CONTACT		*		2
19	HA006000000	SWITCH		*		1
20	HW200390000	ELECTRIC WIRE		*		0.04
21	HW500070000	2-CORE CABTYRE CORD		*		1.8
22	NS6090310SP	NUT 9/64-40		*		1
23	NM6050001SC	NUT M5		*		1
24	RC0370411KP	RETAINING RING		*		1
25	RE0500000K0	E-RING		*		1
26	SM8040412TP	SET SCREW M4 L=4		*		1
27	40086354	WIPER_SHAFT_CAP		*		1
28	40086351	SHOULDER_SCREW		*		1
29	SM4030601SN	SCREW M3X6		*		1
30	SL4031091SC	SCREW M3X10		*		3
31	WP0320501SC	WASHER M3		*		1
32	40037500	RUBBER HOLDER		*		1
33	40037501	STOPPER_RUBBER		*		1
34	WP0482086SD	WASHER 4.8X11.5X2		*		3
35	22955504	WIPER COVER		*		1
36	SM4040855SP	SCREW				1
37	SM4050855SP	SCREW				1
38	40025440	WIPER_STUD_TOP				1
39	WP0450801SD	WASHER 4.5X10X0.8				1
40	WP0531001SC	WASHER				1

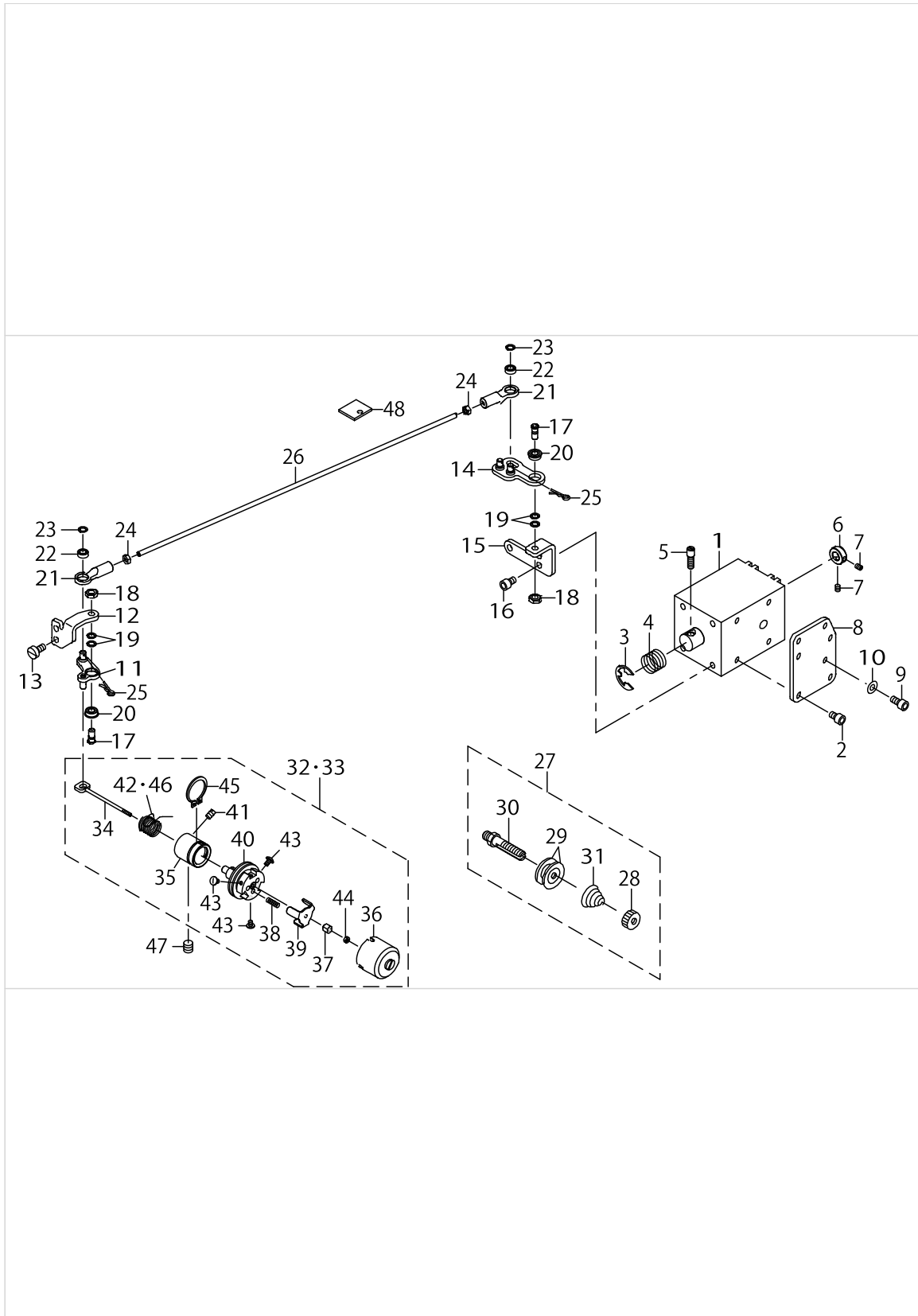
TENSION RELEASE & THREAD TENSION COMPONENTS



TENSION RELEASE & THREAD TENSION COMPONENTS

No.	Parts No.	Parts name	Remarks	Level	Cons	Qty
1	40073660	AT SOLENOID				1
2	SM6040602TP	SCREW M4 L=6				4
3	RE0900000K0	E-RING 9				1
4	40006625	SPRING				1
5	40006617	AT_SOL_PIN				1
6	40010477	AT_SOL_COLLAR				1
7	SM8030412TP	SCREW				2
8	40010479	AT_PLATE				1
9	SM6040802TN	SCREW				2
10	WP0430801SC	WASHER 4.3X9X0.8				2
11	40024070	AT_DRIVE_LINK(F)_ASM.				1
12	40023993	AT_PIVOT_BASE(F)				1
13	SM6040860TP	SCREW M4 L=8				2
14	40032345	AT_DRIVE_LINK_R_ASM				1
15	40077932	AT_PIVOT_BASE (R)				1
16	SM6040602TP	SCREW M4 L=6				2
17	40010487	AT_PIVOT_SCREW				2
18	NM6040003SC	NUT M4				2
19	40010489	AT_PIVOT_SCREW_WASHER				4
20	40010490	AT_PIVOT_BEARING				2
21	40010497	AT_JOINT				2
22	40010498	AT_JOINT_BEARING				2
23	40010489	AT_PIVOT_SCREW_WASHER				2
24	40010499	AT_JOINT_NUT				2
25	40006622	AT_SNAP_PIN				2
26	40023997	AT_CONNECTION_BAR				1
27	40010503	THREAD_TENSION_1_ASM.				1
28	22928808	NUT		*		1
29	22921506	THREAD TENSION DISK		*		2
30	40010504	THREAD_TENSION_SHAFT		*		1
31	26218602	FIRST THREAD TENSION SPRING		*		1
32	40029411	THREAD_TENSION_2_ASM_H	TYPE H			1
33	40010508	THREAD_TENSION_2_ASM.	TYPE S			1
34	40010509	TENSION RELEASE PIN		*		1
35	40010510	THREAD_TENSION_POST_BASE		*		1
36	40010511	DISK_STOPPER_HOLDER_CAP		*		1
37	40010512	THREAD_TENSION_SHAFT_COLLAR		*		1
38	40010513	DISK_STOPPER_SPRING		*		3
39	40010514	DISK_STOPPER		*		1
40	40010515	ASSY_THREAD_TENSION_POST		*		1
41	40011359	POST_BASE_SCREW		*		1
42	40029412	THREAD_TAKE-UP_SPRING_H	TYPE H	*	☆	1
43	40010521	HOLD_CAP_SCREW		*		3
44	40010522	SHAFT_NUT		*		1
45	40010523	POST_BASE_C_RING		*		1
46	22921605	THREAD TAKE-UP SPRING	TYPE S	*	☆	1
47	SM8061612TP	SCREW M6X16				1

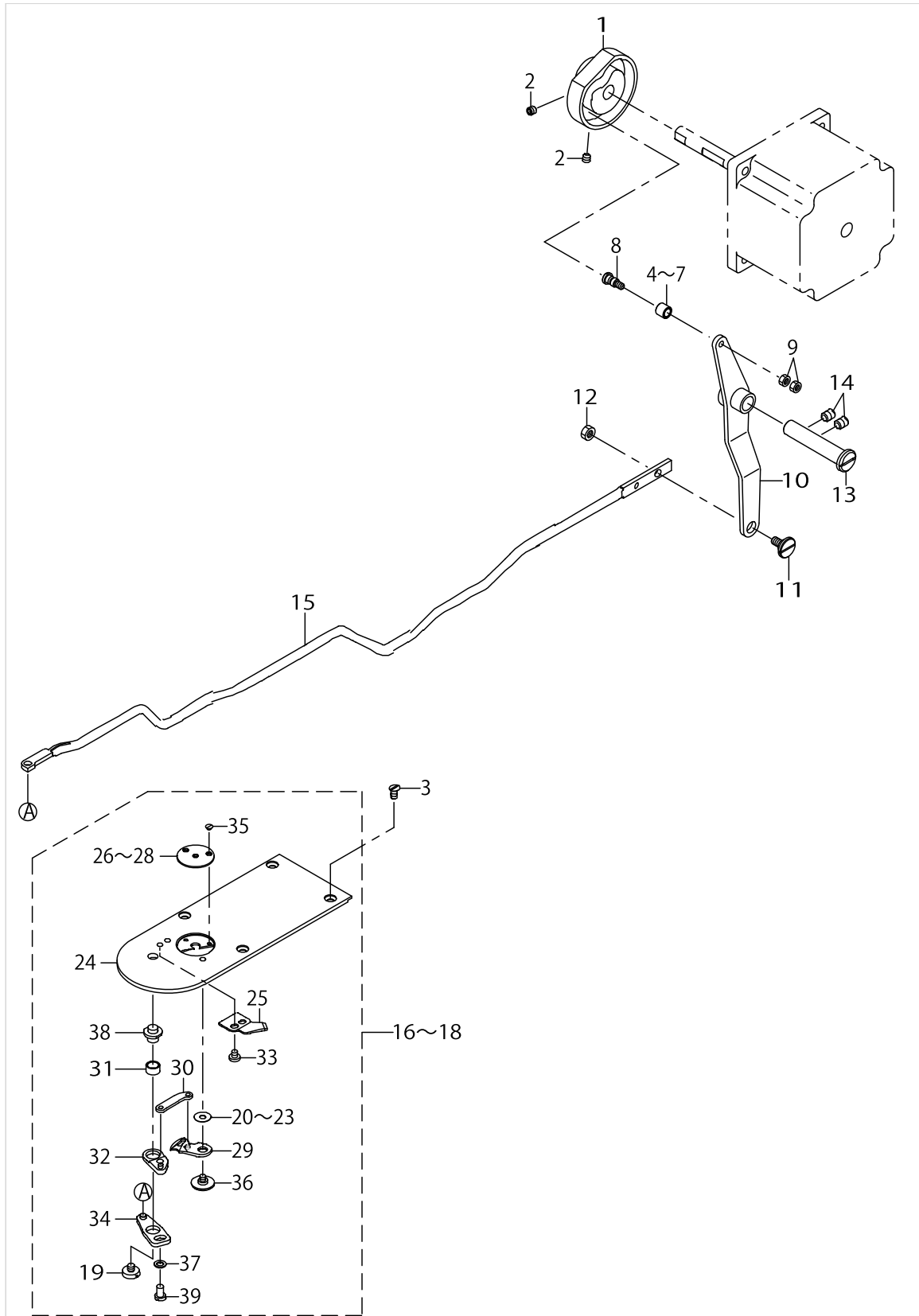
TENSION RELEASE & THREAD TENSION COMPONENTS



TENSION RELEASE & THREAD TENSION COMPONENTS

No.	Parts No.	Parts name	Remarks	Level	Cons	Qty
48	40013967	AT FELT				1

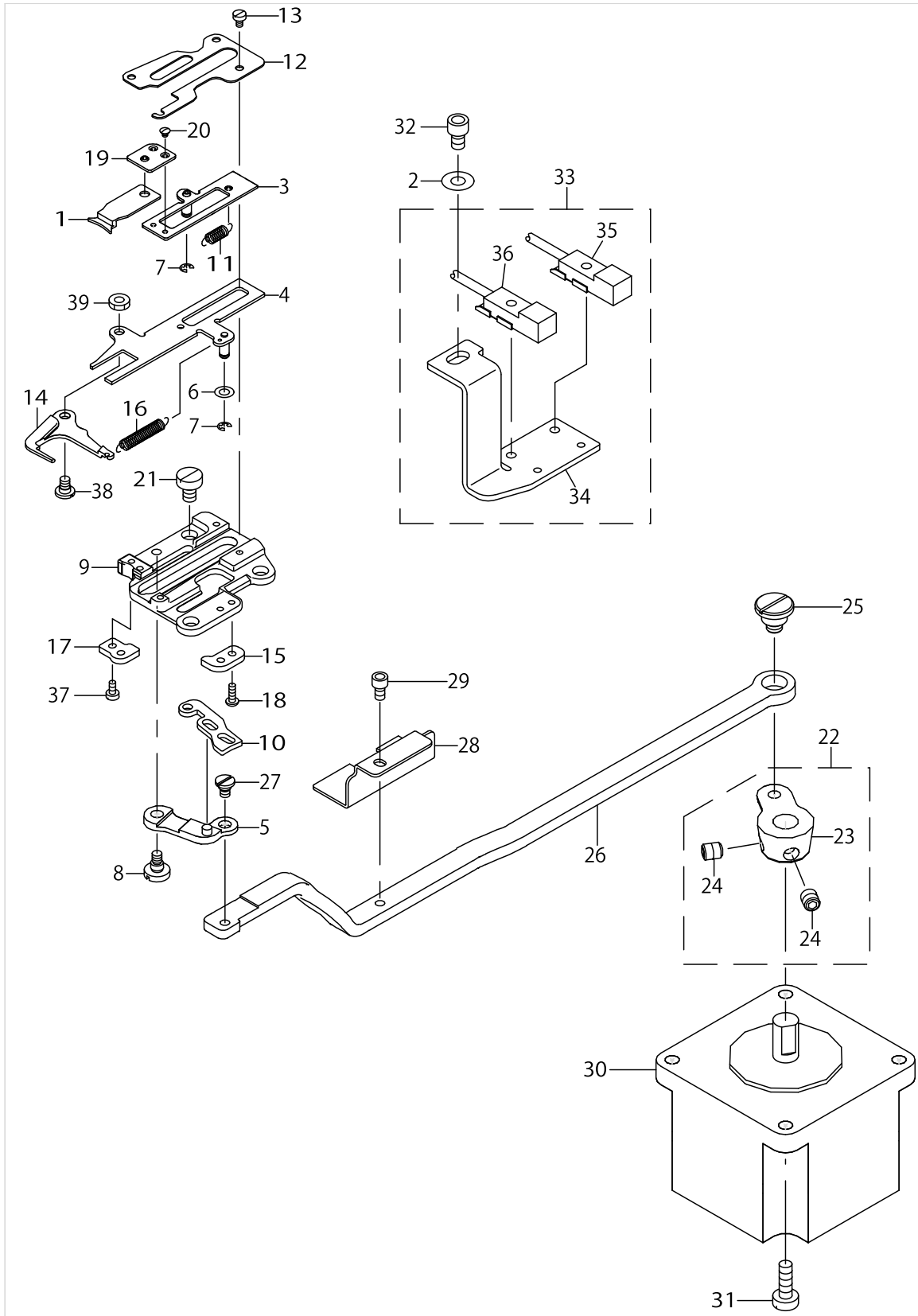
THREAD TRIMMER MECHANISM COMPONENTS



THREAD TRIMMER MECHANISM COMPONENTS

No.	Parts No.	Parts name	Remarks	Level	Cons	Qty
1	40030936	THREAD_TRIMMER_CAM				1
2	SM8050592TP	SCREW				2
3	SM1040650TP	SCREW				4
4	23517501	NEEDLE CAM ROLLER A	SELECTIVE PARTS			1
5	23517600	NEEDLE CAM ROLLER B	SELECTIVE PARTS			1
6	23517709	NEEDLE CAM ROLLER C	SELECTIVE PARTS			1
7	23517808	NEEDLE CAM ROLLER D	SELECTIVE PARTS			1
8	40040256	ROLLER_SHAFT				1
9	NM6040001SP	NUT M4X0.7				2
10	40072228	THREAD_TRIMMER_LINK_ASM				1
11	SD0800327TP	SHOULDER SCREW				1
12	NM6050001SP	NUT M5				1
13	40023624	THREAD_TRIMMER_SHAFT				1
14	SM8060812TP	SCREW M6 L=8				2
15	40030935	CONNECTING_BAR				1
16	40030932	NEEDLE_PLATE_ASM.	TYPE S			1
17	40030933	NEEDLE_PLATE_H_ASM.	TYPE H			1
18	40073085	NEEDLE_PLATE_H_2.4_ASM.	TYPE H (DESTINATION G)			1
19	SS6110430TP	SCREW 11/64-40 L=4.0		*		1
20	B242328000D	MOVING KNIFE WASHER D	SELECTIVE PARTS	*		1
21	B242328000C	MOVING KNIFE WASHER C	SELECTIVE PARTS	*		1
22	B242328000A	MOVING KNIFE WASHER A	SELECTIVE PARTS	*		1
23	B242328000B	MOVING KNIFE WASHER B	SELECTIVE PARTS	*		1
24	40030934	NEEDLE_PLATE		*		1
25	B2424210000	COUNTER KNIFE		*		1
26	B242621000A	NEEDLE HOLE GUIDE D=1.6	TYPE S	*	☆	1
27	B242621000B	NEEDLE HOLE GUIDE D=2.0	TYPE H	*	☆	1
28	B242621000D	NEEDLE HOLE GUIDE D=2.4	TYPE H (DESTINATION G)	*	☆	1
29	B2421210AA0	MOVING KNIFE COMPL.		*	☆	1
30	B2418280000	MOVING KNIFE LINK		*		1
31	B2416280000	THREAD CUTTING LEVER RING		*		1
32	B24152800A0	THREAD CUTTER LEVER ASM. SMALL		*		1
33	SS7090410SP	SCREW 9/64-40 L=3.5		*		1
34	B24142800A0	THREAD CUTTER LEVER ASM. LARGE		*		1
35	SS1060210TP	SCREW 3/32-56 L=2.2		*		2
36	B2417210000	MOVING KNIFE HINGE SCREW		*		1
37	WP0450846SP	WASHER		*		1
38	B2417280000	THREAD CUTTER LEVER SHAFT		*		1
39	SS7110740TP	SCREW 11/64-40 L=7		*		1

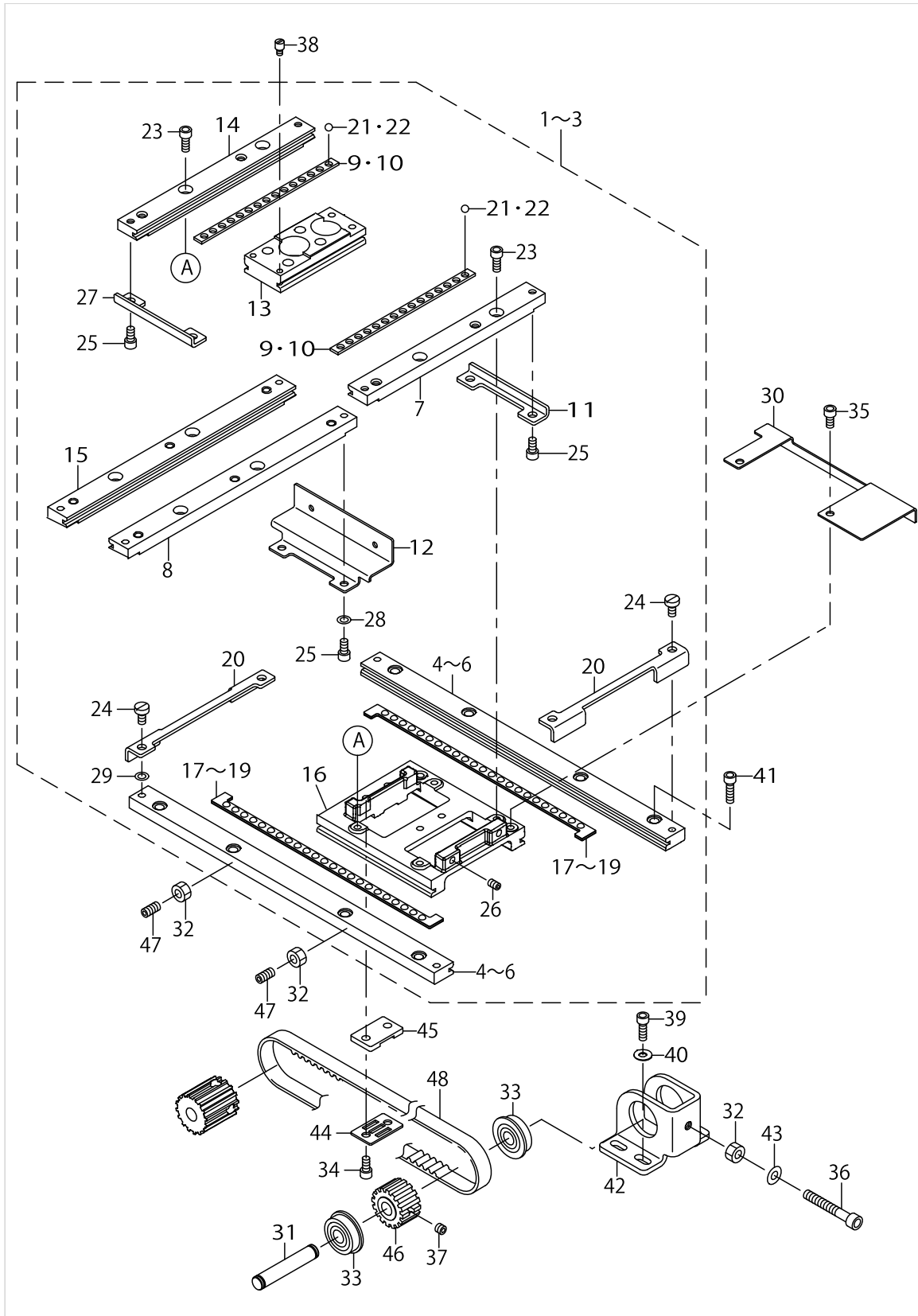
THREAD CLAMP COMPONENTS



THREAD CLAMP COMPONENTS

No.	Parts No.	Parts name	Remarks	Level	Cons	Qty
1	40006761	TC_CLAMP				1
2	WP0450801SP	WASHER				1
3	40076233	TC_CLAMP_PLATE_ASM				1
4	40076235	TC_SIPPORT_PLATE_ASM				1
5	40015800	TC_LINK_ASM.				1
6	WP0320500SC	WASHER M3				2
7	RE0200000K0	E-RING				2
8	SD0400266TP	SHOULDER SCREW				1
9	40076237	TC_BASE				1
10	40006772	TC_CAM_PLATE				1
11	40006780	TC_SPRING				1
12	40076236	TC_BASE_COVER				1
13	SM6020350SP	SCREW M2 L=2.5				4
14	40076239	TC_OPEN_PLATE				1
15	40030943	TC_NOTCH_R_H				1
16	40076232	TC_OPEN_SPRING				1
17	40030942	TC_NOTCH_F_H				1
18	SM4020600SP	SCREW M2 L=6				2
19	40006768	TC_JOINT_ASM.				1
20	SM2360110TP	SCREW				2
21	SM6040650TP	SCREW				3
22	40010527	TC_DRIVING_ARM_ASM.				1
23	40010528	TC_DRIVING_ARM		*		1
24	40011152	TC_ARM_SCREW		*		2
25	SD0800407TP	SHOULDER SCREW				1
26	40030940	TC_CONNECTING_LINK				1
27	SD0350156TP	SHOULDER SCREW				1
28	40033191	SENSOR_SLIT				1
29	SM6030502TP	BOLT M3X5				1
30	40085033	STEPPING MOTOR				1
31	SM6041202TP	SCREW M4X0.7 L=12				4
32	SM6040602TP	SCREW M4 L=6				1
33	40032508	TH_SENSOR_ASM.				1
34	40033190	SENSOR_INSTALLING_BASE		*		1
35	HD00204000A	SENSOR		*		1
36	HD00204000B	SENSOR		*		1
37	SM6020450TP	SCREW				2
38	SD0350156TP	SHOULDER SCREW				1
39	NM6030003SC	NUT M3				1

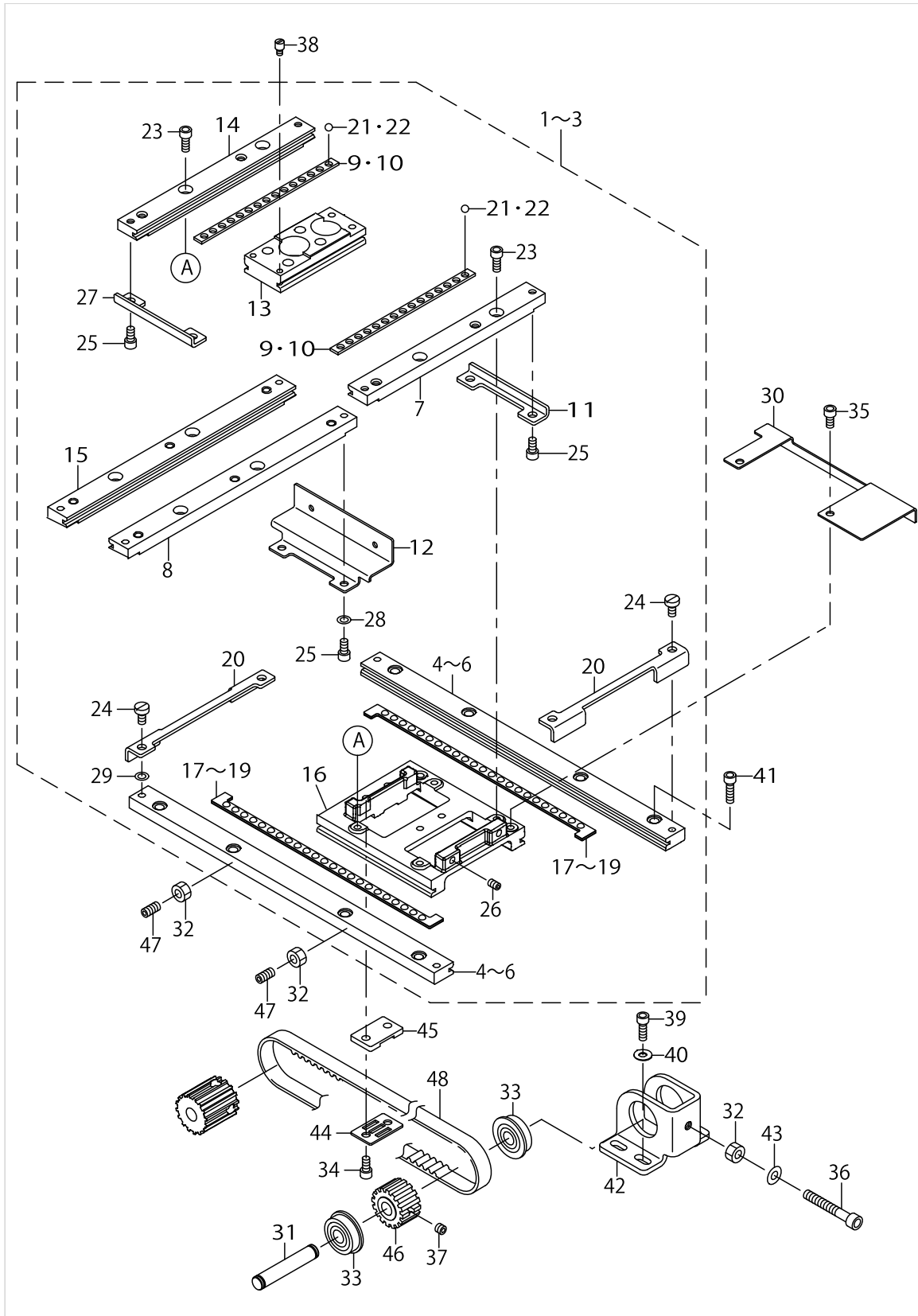
X-Y COMPONENTS (1)



X-Y COMPONENTS (1)

No.	Parts No.	Parts name	Remarks	Level	Cons	Qty
1	40078001	X-Y_TABLE_ASM_1306	FOR 1306			1
2	40077999	X-Y_TABLE_ASM_1510	FOR 1510			1
3	40078000	X-Y_TABLE_ASM_2210	FOR 2210			1
4	40030945	X_FIXED_RACE	FOR 1306	*		2
5	40033145	X_FIXED_RACE	FOR 1510	*		2
6	40038562	X FIXED RACE	FOR 2210	*		2
7	B2520210D0A	Y FIXED RACE RIGHT	FOR 1306	*		1
8	40033146	Y_FIXED_RACE_RIGHT	FOR 1510,2210	*		1
9	B2521210D00	Y BALL GAUGE	FOR 1306	*		2
10	40033148	Y_BALL_GAUGE	FOR 1510,2210	*		2
11	B2522210D00	Y STOPPER	FOR 1306	*		1
12	40033149	Y_STOPPER	FOR 1510,2210	*		1
13	40030946	Y_REMOVAL_RACE		*		1
14	B2520210D0B	Y FIXED RACE LEFT	FOR 1306	*		1
15	40033147	Y_FIXED_RACE_LEFT	FOR 1510,2210	*		1
16	40077998	RACE TABLE		*		1
17	B2508210DA0	X BALL GAUGE ASM.	FOR 1306	*		2
18	40033150	X_BALL_GAUGE_ASM	FOR 1510	*		2
19	B2508210DAB	X BALL GAUGE ASM.(EXTENSION)	FOR 2210	*		2
20	40033153	X_STOPPER		*		2
21	B2527210000	BALL	FOR 1306	*		30
22	B2527210000	BALL	FOR 1510,2210	*		36
23	SM6041002TP	SCREW M4 L=10		*		4
24	SM6040860TP	SCREW M4 L=8		*		4
25	SM6040802TP	SCREW M4X0.7 L=8		*		4
26	SM8040602TP	SCREW M4X0.7 L=6		*		2
27	B2522210D00	Y STOPPER		*		1
28	WP0450846SP	WASHER	FOR 1510,2210	*		2
29	WP0450846SP	WASHER	FOR 1510	*		2
30	40077990	X_SENSOR_SLIT				1
31	22687701	SPRING SHAFT				1
32	NM6050001SP	NUT M5				3
33	SB108000500	RADIAL BEARING				2
34	SM6040802TP	SCREW M4X0.7 L=8				2
35	SM6040602TP	SCREW M4 L=6				2
36	SM6052502TP	SCREW M5X0.8 L=25				1
37	SM8050412TP	SCREW M5 L=4				1
38	B151902600G	HINGE STUD				2
39	SM6041202TP	SCREW M4X0.7 L=12				4
40	WP0450801SP	WASHER				4
41	SM6041402TP	SCREW M4 L=14				8
42	40077991	X DRIVEN BRACKET				1
43	WP0520656SA	WASHER 5.2X9.5X0.6				1
44	40077992	BELT RECEIVER				1
45	40077997	X BELT BASE				1
46	40077995	DRIVEN_SPROCKET				1
47	SM8050812TP	SCREW M5X8				2

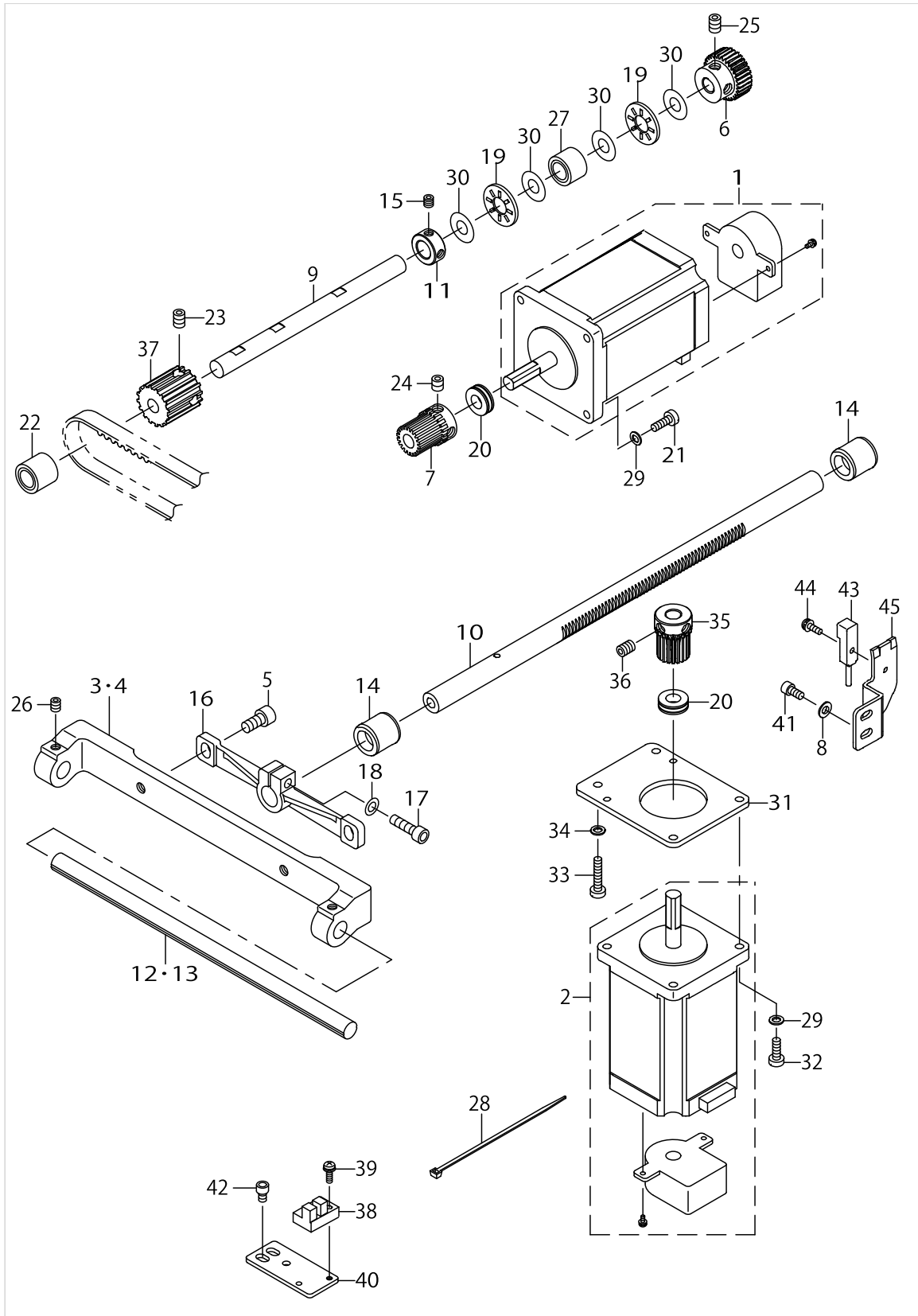
X-Y COMPONENTS (1)



X-Y COMPONENTS (1)

No.	Parts No.	Parts name	Remarks	Level	Cons	Qty
48	40077993	TIMMING_BELT				1

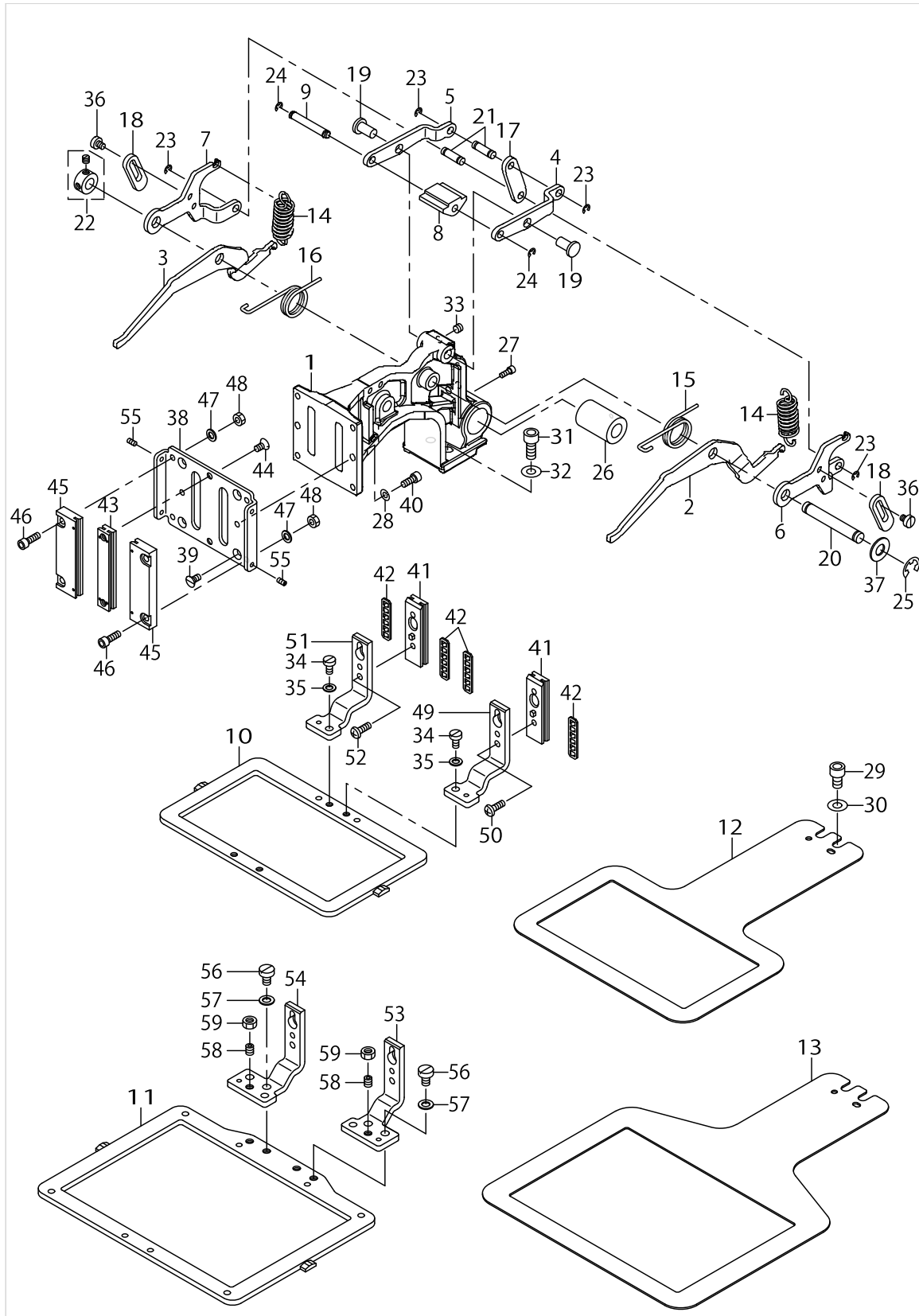
X-Y COMPONENTS (2)



X-Y COMPONENTS (2)

No.	Parts No.	Parts name	Remarks	Level	Cons	Qty
1	40103969	ENCODER MOTOR ASM.(IP)				1
2	40103969	ENCODER MOTOR ASM.(IP)				1
3	40078061	X_GUIDE_SHAFT_SUPPORT_B	FOR 1306,1510			1
4	40078060	X_GUIDE_SHAFT_SUPPORT_A	FOR 2210			1
5	SM6061202TP	SCREW M6 L=12				2
6	40077985	X_DRIVEN_GEAR				1
7	B2526210D00	X DRIVE GEAR				1
8	WP0430801SC	WASHER 4.3X9X0.8				2
9	40077984	Y_REMOVAL_BUSHING_A				1
10	40078064	Y_FEED_SHAFT				1
11	CS1000881TP	THRUST COLLAR				1
12	40036475	X_GUIDE_SHAFT	FOR 1306,1510			1
13	40038564	X GUIDE SHAFT	FOR 2210			1
14	40078057	Y_REMOVAL_BUSHING_A				2
15	SM8050512TP	SCREW				2
16	40078062	Y_REMOVAL_SHAFT HOLDER				1
17	SM6051802TP	SCREW M5 L=18				1
18	WP0550800SP	WASHER 5.5X10X0.8				1
19	11272408	THRUST COLLAR				2
20	SB408000100	BEARING				2
21	SM6041200SP	SCREW M4 L=12				4
22	SB310001300	BEARING				1
23	SM8060812TP	SCREW M6 L=8				2
24	SM8060602TP	SCREW M6X6				2
25	SM8060612TP	SCREW M6 L=6				2
26	SM8050612TP	SCREW M5X6				2
27	SB310001200	BEARING				1
28	EA9500B0100	CABLE BAND				1
29	WP0450846SP	WASHER				8
30	16992604	THRUST WASHER				4
31	40025439	Y_FEED_MOTOR_BASE				1
32	SM6041200SP	SCREW M4 L=12				4
33	SM6042000SP	SCREW				2
34	WP0450846SP	WASHER				2
35	B2526210D00	X DRIVE GEAR				1
36	SM8060602TP	SCREW M6X6				2
37	40077994	DRIVE SPROCKET				1
38	HD00057000A	PHOTO SENSOR				1
39	SL4031081SC	SCREW M3X10				1
40	B4004210D00	X SENSOR INSTALLING PLATE				1
41	SM6040802TP	SCREW M4X0.7 L=8				2
42	SM6040602TP	SCREW M4 L=6				2
43	40032505	Y_SENSOR_ASM.				1
44	SL4031081SC	SCREW M3X10				1
45	40078058	Y_SENSOR_INSTALLING_PLATE_A				1

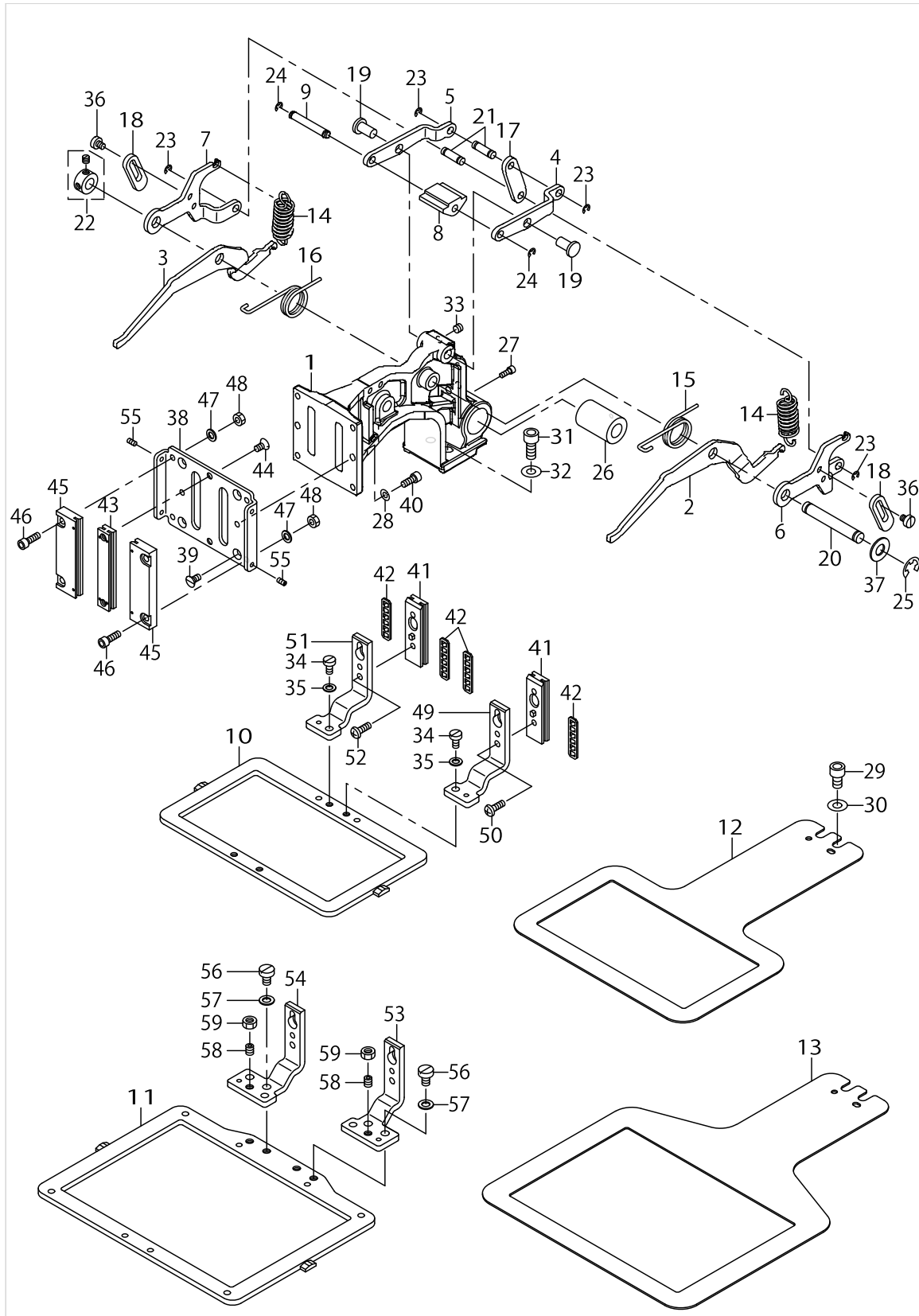
CLOTH FEED MECHANISM COMPONENTS (TYPE S)



CLOTH FEED MECHANISM COMPONENTS (TYPE S)

No.	Parts No.	Parts name	Remarks	Level	Cons	Qty
1	40023636	FEED BRACKET				1
2	40023645	LIFTING LEVER RIGHT				1
3	40023646	LIFTING LEVER LEFT				1
4	40023652	FEED BRACKET UPPER LINK RIGHT				1
5	40023653	FEED BRACKET UPPER LINK LEFT				1
6	40023649	SUPPORT LINK RIGHT				1
7	40023650	SUPPORT LINK LEFT				1
8	B2579210D00A	SLIDER				1
9	40023648	SLIDER SHAFT				1
10	40023638	FEEDING FRAME	FOR 1306			1
11	40071897	FEEDING_FRAME_1510	FOR 1510			1
12	40178093	LOWER PLATE	FOR 1306			1
13	40178092	LOWER PLATE	FOR 1510			1
14	B2583210D00	SPRING				2
15	B2581210D00	SPRING RIGHT				1
16	B2582210D00	SPRING LEFT				1
17	40023651	FEED BRACKET LINK				1
18	40023654	LINK STOPPER				2
19	B1626555000	FEED REGULATOR CONNECTING ROD PIN				2
20	40023663	SHAFT BLOCK SHAFT				1
21	40023635	CYLINDER PIN				2
22	CS079073ASH	THRUST COLLAR ASM.				1
23	RE0300000K0	E-RING 3				4
24	RE0300000K0	E-RING 3				2
25	RE0700000K0	E-RING 7				1
26	SB710000500	BEARING				1
27	SM6030802TP	SCREW M3X0.5 L=8				1
28	WS0410002KP	SPRING WASHER				2
29	SM6061002TP	SCREW M6 L=10				2
30	WP0651001SC	WASHER				2
31	SM6061402TN	BOLT				2
32	WP0651001SC	WASHER				2
33	SM8050412TP	SCREW M5 L=4				2
34	SM6040800SP	SCREW	FOR 1306			2
35	WP0480856SP	WASHER 4.8X8.4X0.8	FOR 1306			2
36	SM6450610TP	SCREW				4
37	B255728000C	WASHER				1
38	40086368	WORK_CLAMP_FOOT_PLATE_BASE				1
39	SM1040870TP	SCREW				4
40	SM6041002TP	SCREW M4 L=10				2
41	40086370	WORK_CLAMP_FOOT_SLIDE_PLATE_ASM.				2
42	B2513215000	BEARING				4
43	40052852	WORK_CLAMP_FOOT_PLATE_A_ASM.				1
44	SM1040801SP	SCREW M4X0.7 L=8				2
45	40052854	WORK_CLAMP_FOOT_PLATE_B_ASM.				2
46	SM6041202TP	SCREW M4X0.7 L=12				4
47	WP0480856SP	WASHER 4.8X8.4X0.8				4

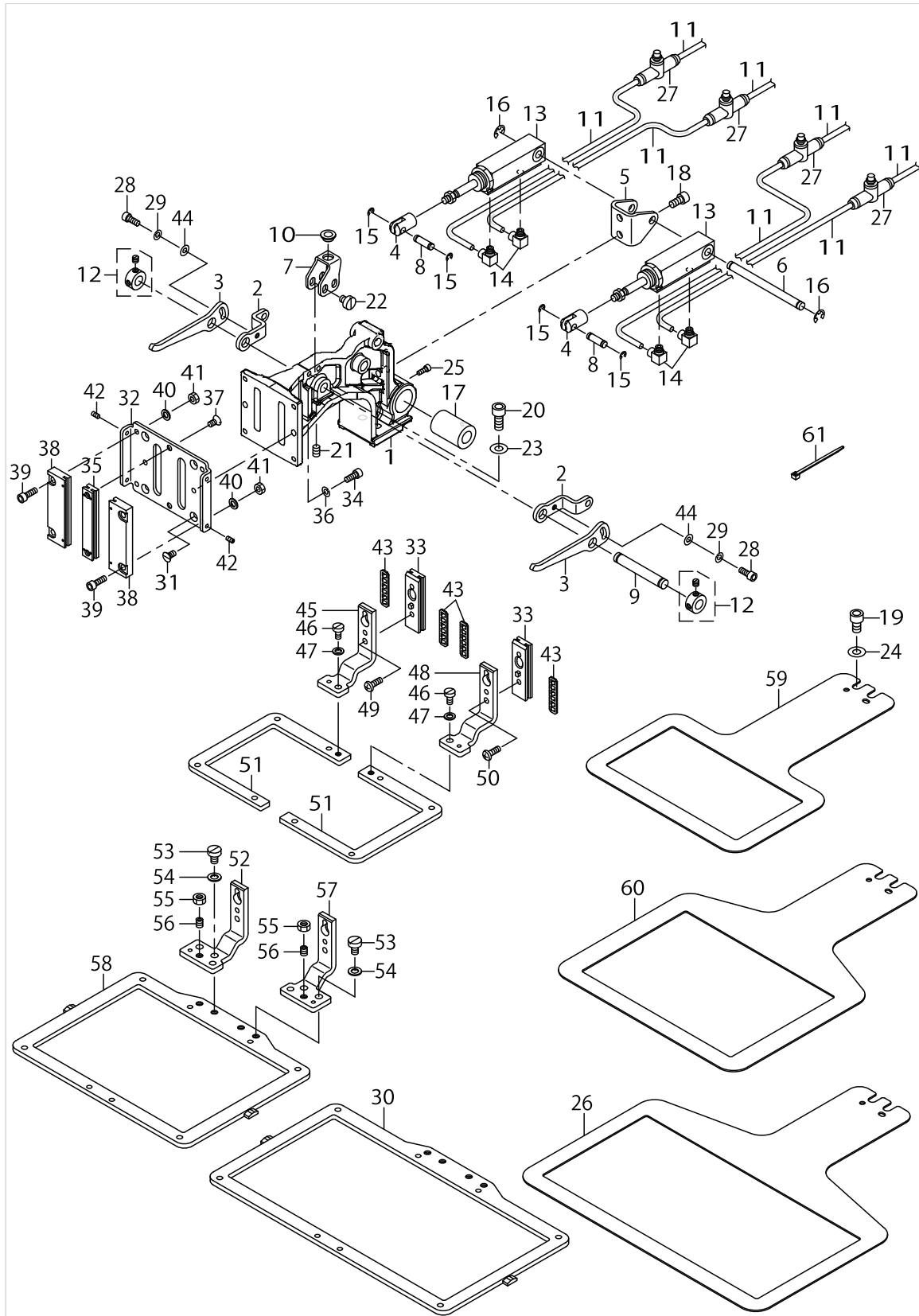
CLOTH FEED MECHANISM COMPONENTS (TYPE S)



CLOTH FEED MECHANISM COMPONENTS (TYPE S)

No.	Parts No.	Parts name	Remarks	Level	Cons	Qty
48	NM6040001SP	NUT M4X0.7				4
49	40086376	RECEIVER_PLATE_RIGHT_ASM	FOR 1306			1
50	SM6041050TP	SCREW				2
51	40086378	RECEIVER_PLATE_LEFT_ASM	FOR 1306			1
52	SM6041050TP	SCREW				2
53	40086372	RECEIVER_PLATE_RIGHT_ASM	FOR 1510			1
54	40086374	RECEIVER_PLATE_LEFT_ASM	FOR 1510			1
55	SM8030612TP	SET SCREW				4
56	SM6050800SP	SCREW M5 L=8	FOR 1510			4
57	WP0550800SP	WASHER 5.5X10X0.8	FOR 1510			4
58	SM8050812TP	SCREW M5X8	FOR 1510			2
59	NM6050001SD	NUT M5X0.8	FOR 1510			2

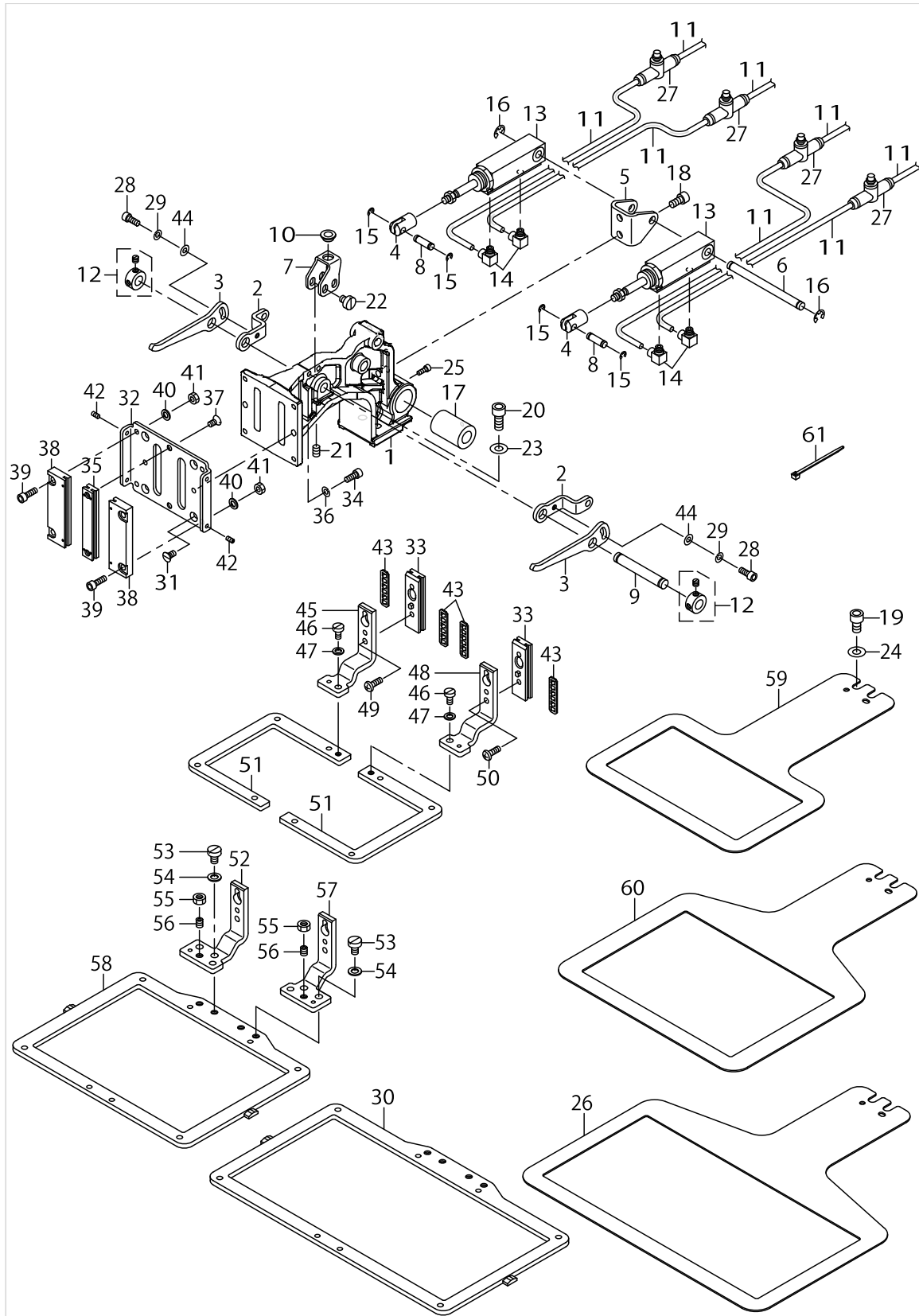
CLOTH FEED MECHANISM COMPONENTS (TYPE L)



CLOTH FEED MECHANISM COMPONENTS (TYPE L)

No.	Parts No.	Parts name	Remarks	Level	Cons	Qty
1	40023636	FEED BRACKET				1
2	40023643	LINK PLATE A				2
3	40023640	LINK PLATE B				2
4	40023644	CYLINDER KNUCKLE				2
5	B2567210D00	CYLINDER INSTALLING BASE				1
6	40023641	CYLINDER SHAFT				1
7	40023642	SLIDER BASE				1
8	40023635	CYLINDER PIN				2
9	40023663	SHAFT BLOCK SHAFT				1
10	G5126172000	CLAMP SHAFT HOLDER				1
11	BT0400251EB	URETHANE HOSE BLACK				4
12	CS079073ASH	THRUST COLLAR ASM.				2
13	PA1602006A0	AIR CYLINDER				2
14	PJ046052503	HOSE ELBOW				4
15	RE0300000K0	E-RING 3				4
16	RE0500000K0	E-RING 5				2
17	SB710000500	BEARING				1
18	SM6051002TP	SCREW M5X0.8 L=10				2
19	SM6061002TP	SCREW M6 L=10				2
20	SM6061402TN	BOLT				2
21	SM8050812TP	SCREW M5X8				1
22	SM6450610TP	SCREW				4
23	WP0651001SC	WASHER				2
24	WP0651001SC	WASHER				2
25	SM6030802TP	SCREW M3X0.5 L=8				1
26	40039541	LOWER_PLATE	FOR 2210			1
27	PC012405000	UNION STRAIGHT SPEED CONTROLLER				4
28	SM6041002TP	SCREW M4 L=10				2
29	WS0410002KP	SPRING WASHER				2
30	40071898	FEEDING_FRAME_2210	FOR 2210			1
31	SM1040870TP	SCREW				4
32	40086368	WORK_CLAMP_FOOT_PLATE_BASE				1
33	40086370	WORK_CLAMP_FOOT_SLIDE_PLATE_ASM.				2
34	SM6041002TP	SCREW M4 L=10				2
35	40052852	WORK_CLAMP_FOOT_PLATE_A_AMS.				1
36	WS0410002KP	SPRING WASHER				2
37	SM1040801SP	SCREW M4X0.7 L=8				2
38	40052854	WORK_CLAMP_FOOT_PLATE_B_ASM.				2
39	SM6041202TP	SCREW M4X0.7 L=12				4
40	WP0480856SP	WASHER 4.8X8.4X0.8				4
41	NM6040001SP	NUT M4X0.7				4
42	SM8030612TP	SET SCREW				4
43	B2513215000	BEARING				4
44	WP0450000SD	WASHER 4.5X8X0.5				2
45	40086378	RECEIVER_PLATE_LEFT_ASM	FOR 1306			1
46	SM6040800SP	SCREW	FOR 1306			2
47	WP0480856SP	WASHER 4.8X8.4X0.8	FOR 1306			2

CLOTH FEED MECHANISM COMPONENTS (TYPE L)



CLOTH FEED MECHANISM COMPONENTS (TYPE L)

No.	Parts No.	Parts name	Remarks	Level	Cons	Qty
48	40086376	RECEIVER_PLATE_RIGHT_ASM	FOR 1306			1
49	SM6041050TP	SCREW				2
50	SM6041050TP	SCREW				2
51	40023639	2-STEP FEEDING FRAME	FOR 1306			2
52	40086374	RECEIVER_PLATE_LEFT_ASM	FOR 1510,2210			1
53	SM6050800SP	SCREW M5 L=8	FOR 1510,2210			4
54	WP0550800SP	WASHER 5.5X10X0.8	FOR 1510,2210			4
55	NM6050001SD	NUT M5X0.8	FOR 1510,2210			2
56	SM8050812TP	SCREW M5X8	FOR 1510,2210			2
57	40086372	RECEIVER_PLATE_RIGHT_ASM	FOR 1510,2210			1
58	40071897	FEEDING_FRAME_1510	FOR 1510			1
59	40178093	LOWER PLATE	FOR 1306			1
60	40178092	LOWER_PLATE	FOR 1510			1
61	HX002330000	CLIP				6

TABLE COMPONENTS

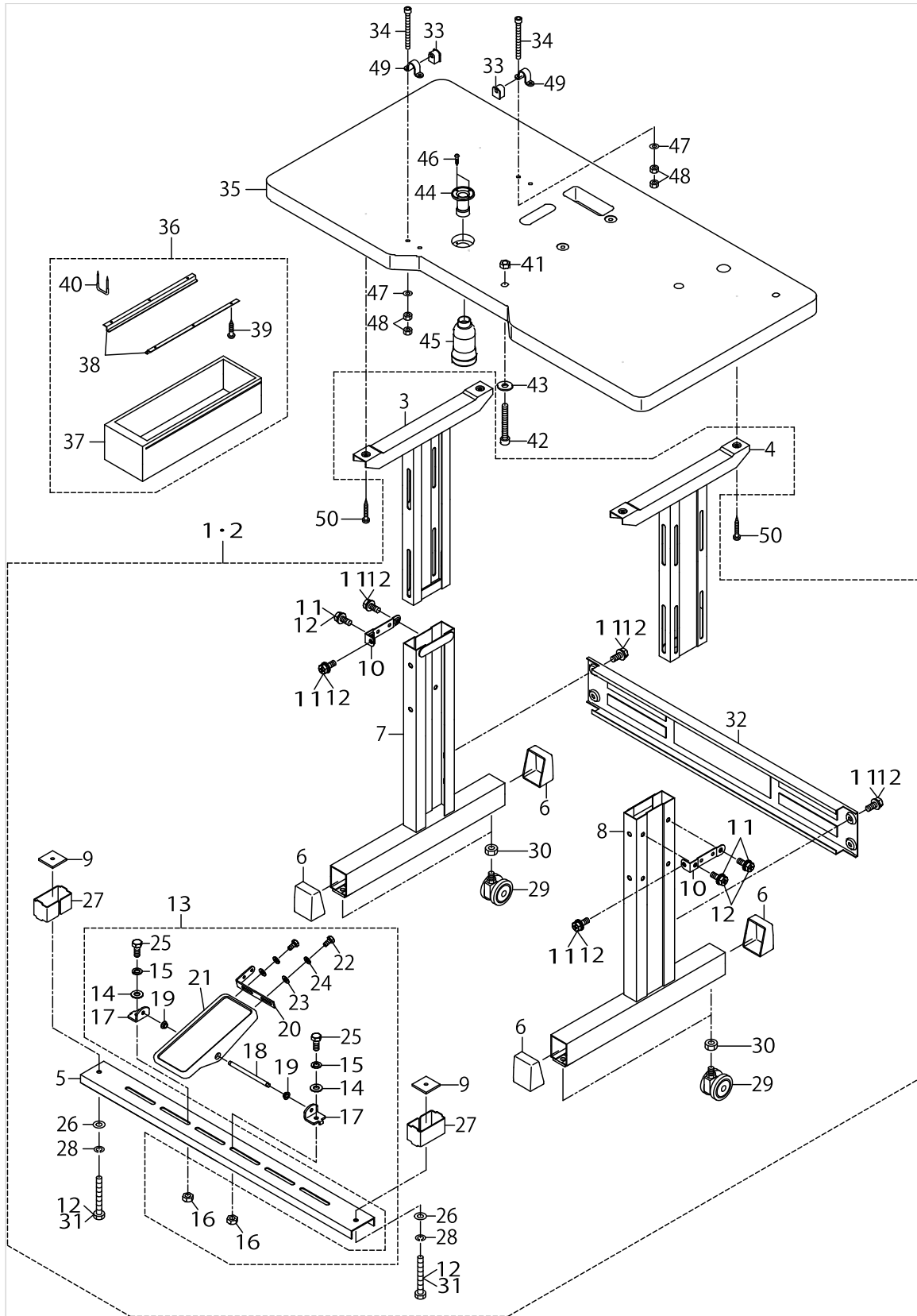


TABLE COMPONENTS

No.	Parts No.	Parts name	Remarks	Level	Cons	Qty
1	14191951	T-STAND COMPL.	TYPE S			1
2	40038255	T-STAND COMPL.(AIR TYPE)	TYPE L			1
3	B8101210AAB	UPPER STAND COMPL.		*		1
4	14118152	UPPER STAND ASM. RIGHT		*		1
5	11158409	STAND SIDE SUPPORT		*		1
6	11158607	RUBBER CAP		*		4
7	B8105210AAA	STAND COMPL.		*		1
8	14118251	STAND ASM. RIGHT		*		1
9	17007402	NUT		*		2
10	11158516	UPPER STAND PLATE		*		2
11	SL9082091SE	WASHER HEXAGONAL BOLT	TYPE S	*		10
12	SL9082091SE	WASHER HEXAGONAL BOLT	TYPE L	*		12
13	13817754	Z-STAND PEDAL COMPL.	TYPE S	*		1
14	WP0871602SE	WASHER 8.7X18X1.6	TYPE S	*		4
15	WS0861410KR	SPRING WASHER 8.6X15X1.4	TYPE S	*		2
16	NM6080721SE	NUT M8	TYPE S	*		2
17	11159001	PEDAL SHAFT BRACKET	TYPE S	*		2
18	B8153771000	PEDAL CONNECTING ROD	TYPE S	*		1
19	D8113555B00	PEDAL BUSHING	TYPE S	*		2
20	GPF06080000	PEDAL ADJUSTING PLATE	TYPE S	*		1
21	GPF060600A0	PEDAL COMPL.	TYPE S	*		1
22	SM9061203SE	SCREW M6 L=12	TYPE S	*		2
23	WP0671016SE	WASHER 6.7X13X1	TYPE S	*		2
24	WS0621210KR	SPRING WASHER 6.2X11.4X1.2	TYPE S	*		2
25	SM9082023SE	SCREW M8 L=20	TYPE S	*		2
26	WP0871602SE	WASHER 8.7X18X1.6	TYPE S	*		2
27	11159506	STRUT AUXILIARY PLATE	TYPE S	*		2
28	WS0861410KR	SPRING WASHER 8.6X15X1.4	TYPE S	*		2
29	B8150210000	CASTER		*		4
30	NM6120003SE	NUT M12		*		4
31	SM9086523SE	HEXAGONAL BOLT	TYPE S	*		2
32	11158300	STAND SIDE SUPPORT		*		1
33	B1115210D00	HINGE RUBBER	ACCESSORIE PARTS			2
34	SM6066002TN	BOLT M6 L=60	ACCESSORIE PARTS			4
35	40030949	TABLE				1
36	11155157	DRAWER ASM.				1
37	11155108	DRAWER		*		1
38	11155207	DRAWER SUPPORT		*		2
39	SK3311600SC	WOOD SCREW D=3.1 L=16		*		6
40	D8204555D00	DRAWER STOPPER		*		1
41	NM6080001SC	NUT M8X1.25	ACCESSORIE PARTS			1
42	SM6086002TP	SCREW	ACCESSORIE PARTS			1
43	WP0851846SC	WASHER 8.5X22.0X1.8	ACCESSORIE PARTS			1
44	B8202205000	OIL MANAGEMENT	ACCESSORIE PARTS			1
45	B9121012000	OIL CAN	ACCESSORIE PARTS			1
46	SK3311601SE	WOOD SCREW D=3.1 L=16	ACCESSORIE PARTS			2
47	WP0651646SC	WASHER	ACCESSORIE PARTS			4

TABLE COMPONENTS

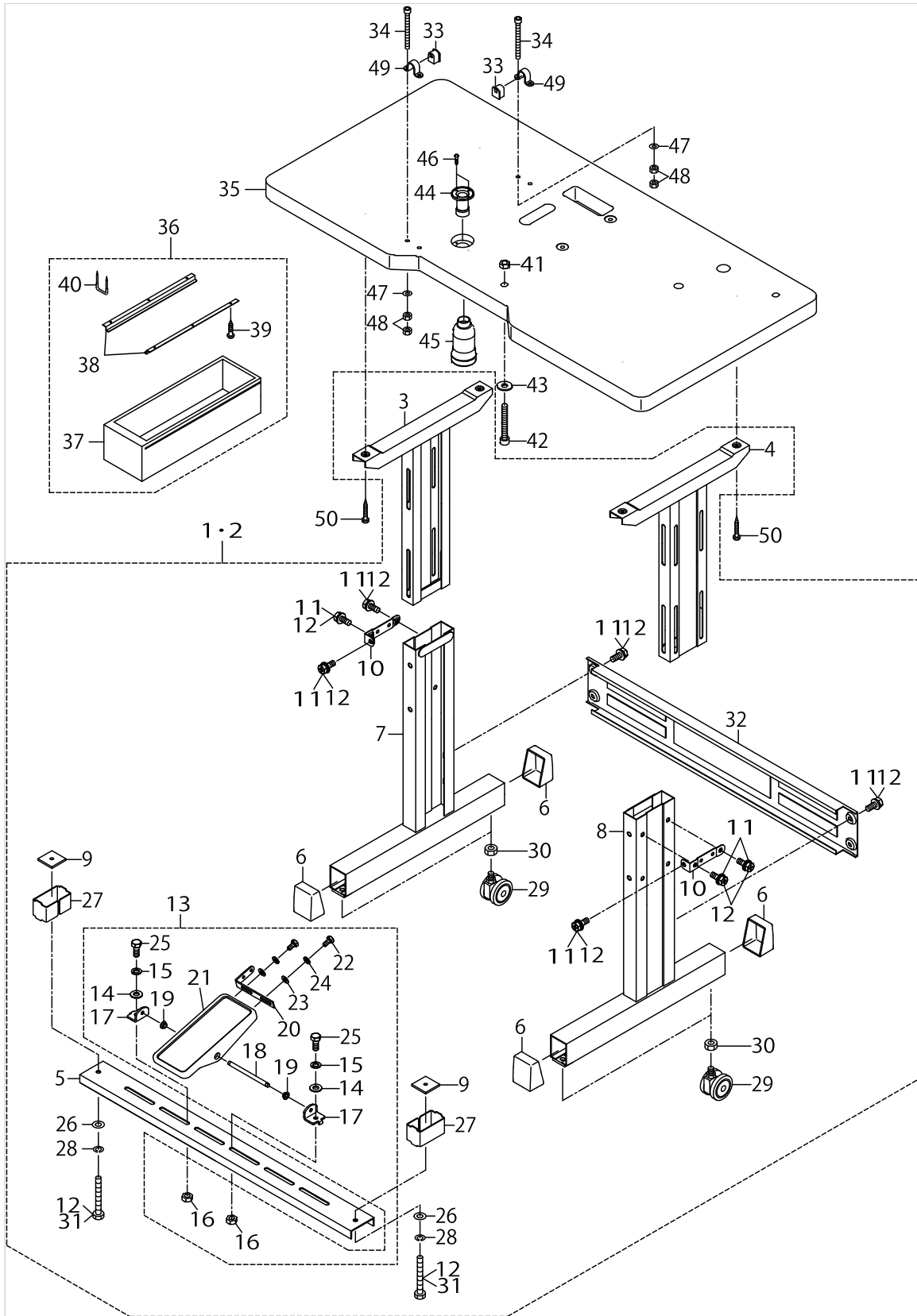
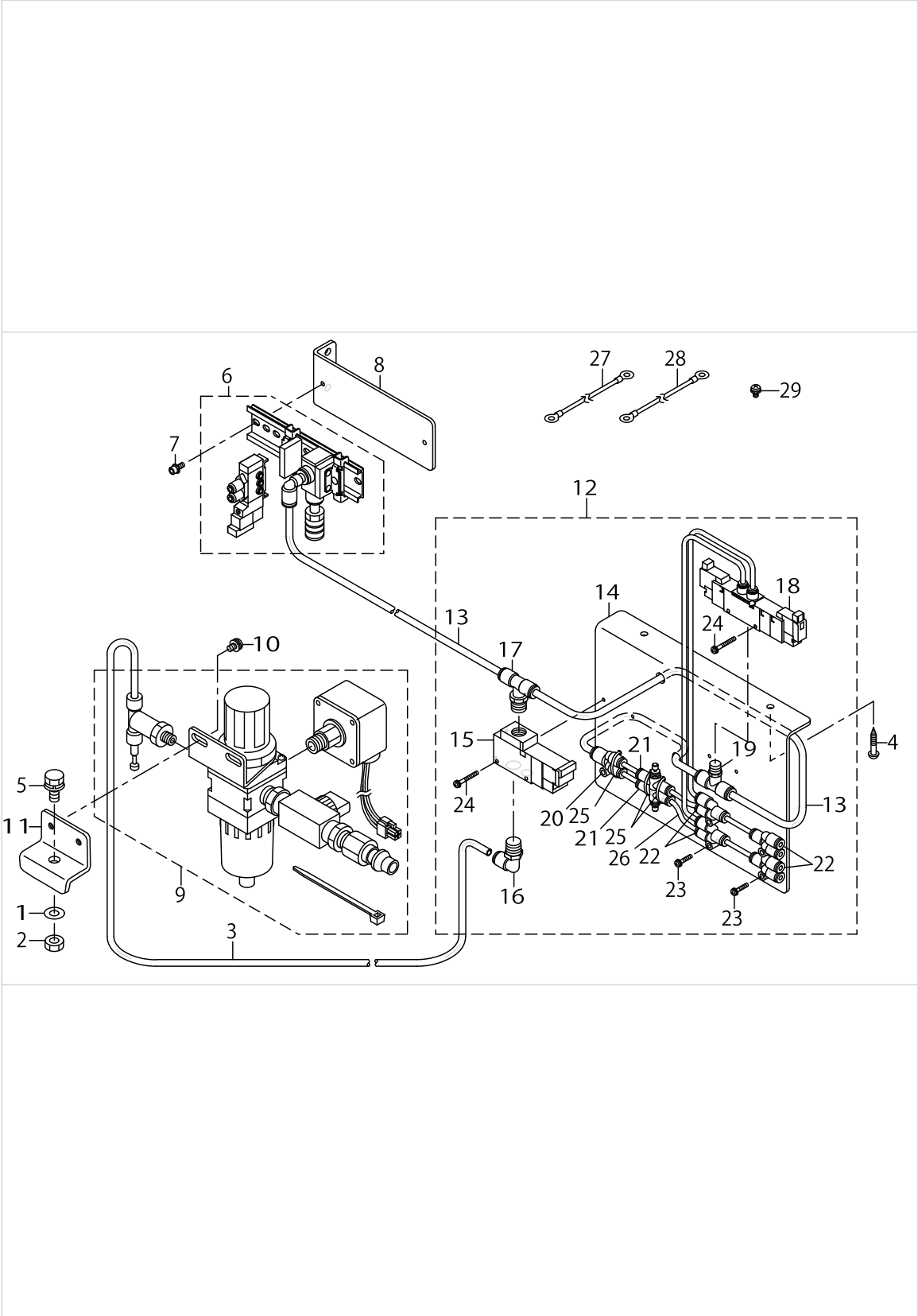


TABLE COMPONENTS

No.	Parts No.	Parts name	Remarks	Level	Cons	Qty
48	NM6060001SC	NUT M6	ACCESSORIE PARTS			8
49	B1111210D00	BED HINGE	ACCESSORIE PARTS			2
50	ST9053511SR	TAPPING SCREW M5X35				4

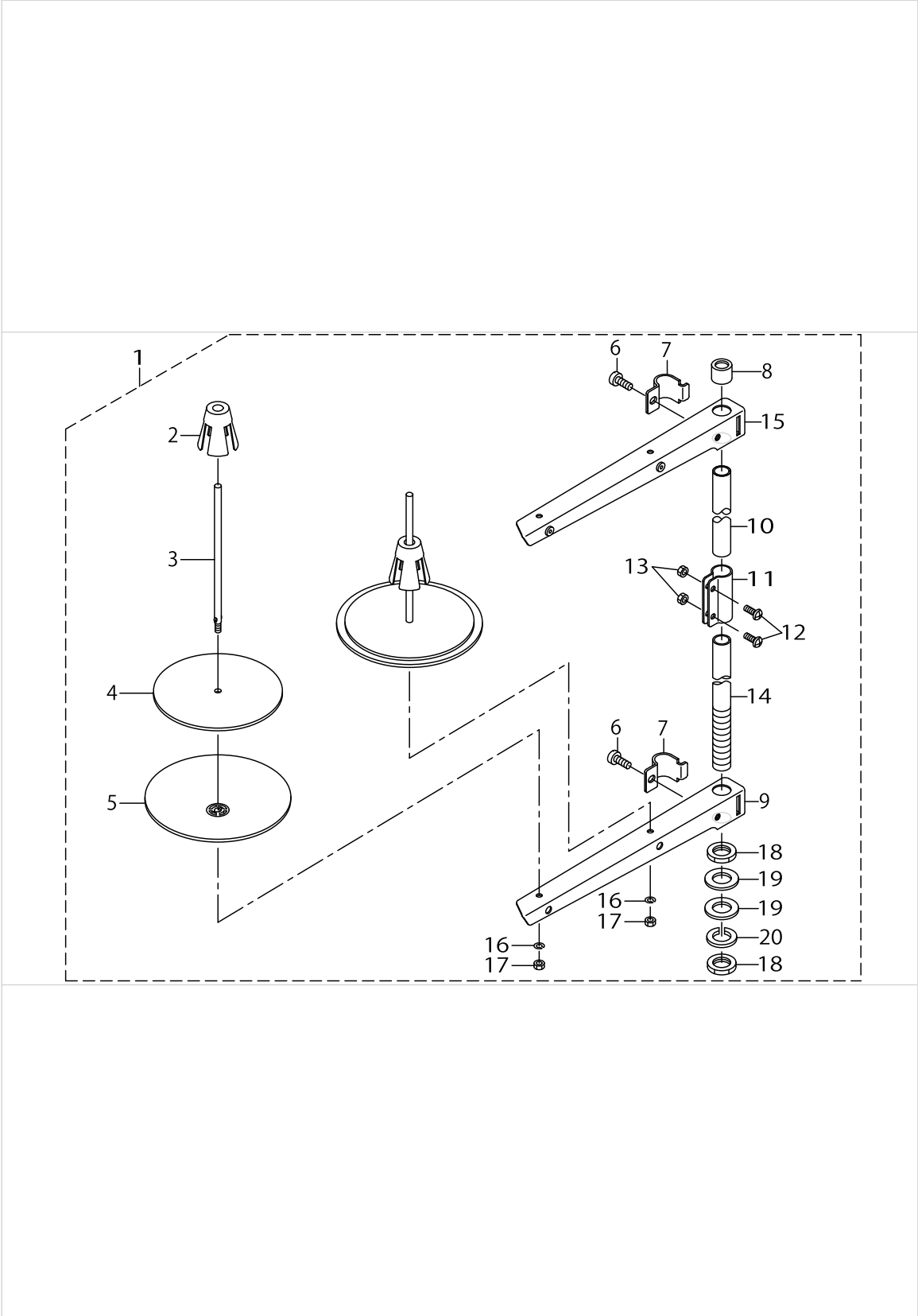
PNEUMATIC COMPONENTS (TYPE L, ACCESSORIE PARTS)



PNEUMATIC COMPONENTS (TYPE L, ACCESSORIE PARTS)

No.	Parts No.	Parts name	Remarks	Level	Cons	Qty
1	WP0871602SE	WASHER 8.7X18X1.6				1
2	NM6080721SE	NUT M8				1
3	BT0600401EB	TUBE				0.5
4	SK3452500SC	WOOD SCREW D=4.5 L=25				2
5	SL9082093SE	SCREW				1
6	40075962	SOLENOID VALVE ASM(1)				1
7	SL6041092TN	SCREW				2
8	40030950	SOLENOID_VALVE_FITTING_BASE				1
9	40030951	FILTER_REGULATOR_ASM.				1
10	SL4051091SC	SCREW M5X0.8 L=10				2
11	40023662	FILTER INSTALLING PLATE				1
12	40076736	SOLENOID_INSTALLING_PLATE_A_ASM.				1
13	BT0600401EB	TUBE		*		1.1
14	40076738	SOLENOID_INSTALLING_PLATE		*		1
15	PV135207000	3-PORT ELECTROMAGNETIC VALVE		*		1
16	PJ304065201	ELBOW UNION 6XPT1/4		*		1
17	PJ305065204	DOUBLE-ENDED T UNION		*		1
18	PV155113000	5-PORT SOLENOID VALVE		*		1
19	PJ305065107	DOUBLE-ENDED T UNION		*		1
20	PJ308060005	IKEI UNION		*		1
21	PC012406000	SPEED CONTROLLER		*		2
22	PJ308040002	QUICK COUPLING		*		4
23	SL4031691SC	SCREW M3 L=16		*		4
24	SL4032591SC	SCREW M3X25		*		4
25	EA9500B0100	CABLE BAND		*		3
26	BT0400251EB	URETHANE HOSE BLACK		*		0.6
27	40178441	FG CABLE ASSY 1				1
28	40178442	FG CABLE ASSY 2				1
29	SL4040891SC	SCREW M4 L=8				1

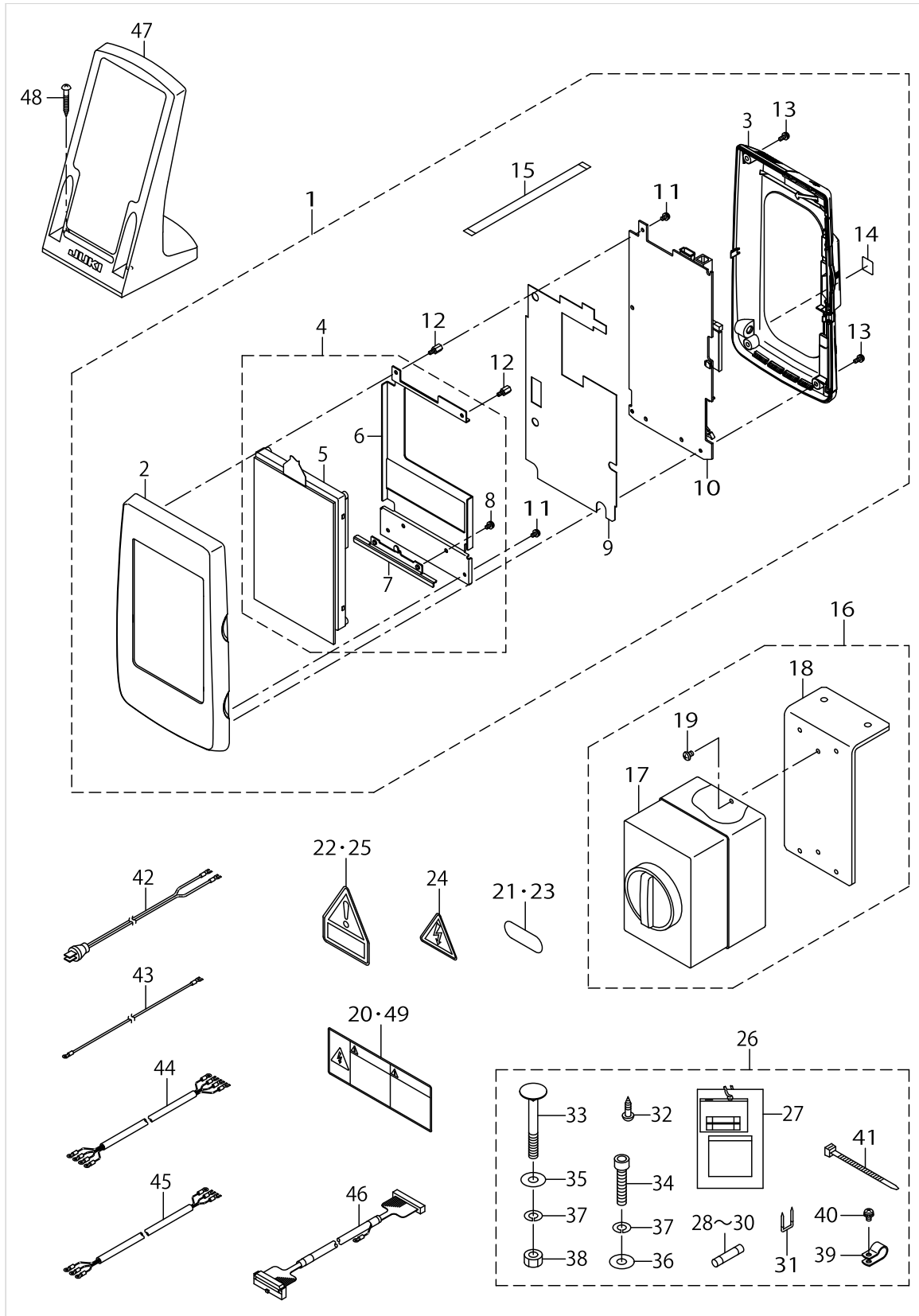
THREAD STAND COMPONENTS



THREAD STAND COMPONENTS

No.	Parts No.	Parts name	Remarks	Level	Cons	Qty
1	22930358	THREAD STAND ASM.				1
2	22931109	SPOOL RETAINER		*		2
3	22931000	SPOOL PIN		*		2
4	22930903	SPOOL REST CUSHION		*		2
5	22930804	SPOOL REST		*		2
6	SM6061610SC	SCREW M6 L=16		*		2
7	22930705	THREAD GUIDE ARM JOINT		*		2
8	22931406	SPOOL REST ROD RUBBER CAP		*		1
9	22930507	SPOOL REST ARM		*		1
10	22930408	SPOOL REST ROD UPPER		*		1
11	22931307	SPOOL REST ROD JOINT		*		1
12	SM4051405SE	SCREW M5 L=14		*		2
13	NM6050001SE	NUT M5		*		2
14	22930309	SPOOL REST ROD LOWER		*		1
15	22930556	THREAD STANDING ARM ASM.		*		1
16	WS0510002KN	SPRING WASHER		*		2
17	NM6050001SE	NUT M5		*		2
18	NM6160511SE	NUT M16X1.5		*		2
19	WP1612616SE	WASHER 16X30X2.6		*		2
20	WS1643202KR	SPRING WASHER		*		1

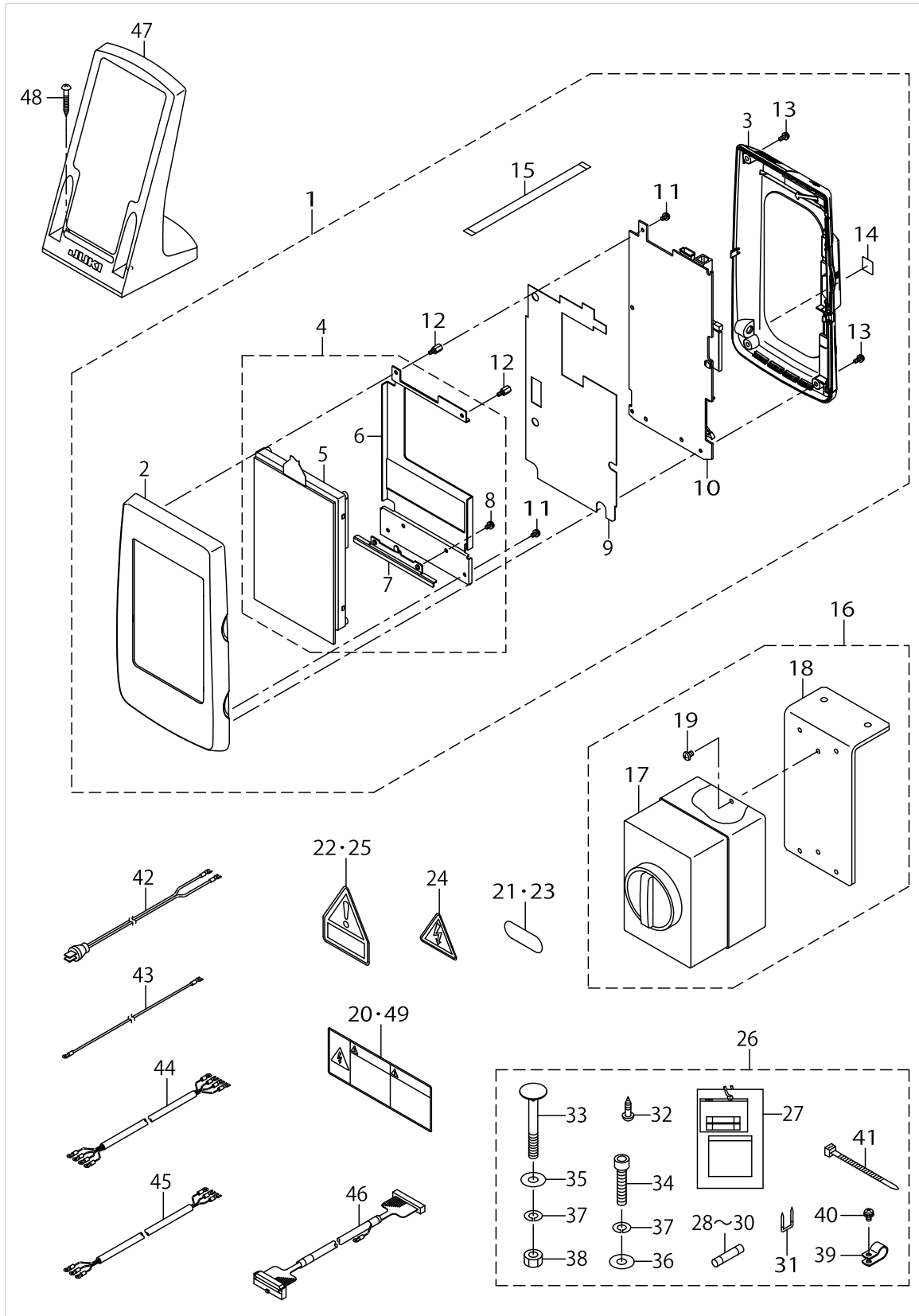
OPERATION PANEL COMPONENTS



OPERATION PANEL COMPONENTS

No.	Parts No.	Parts name	Remarks	Level	Cons	Qty
1	40086485	IP-420F PANEL ASSY				1
2	40078163	FRONT_CASE		*		1
3	40080799	REAR_CASE_ASSY		*		1
4	40080800	LCD_ASSY		*		1
5	40086541	LCD TOUCH PANEL ASSY		*		1
6	40083668	LCD_BRACKET		*		1
7	40083666	LCD_STAY		*		1
8	SL4030681SC	SCREW M3 L=6		*		2
9	40078168	INSULATION_SHEET		*		1
10	40083960	PANEL PCB ASSY		*		1
11	SL4030681SC	SCREW M3 L=6		*		3
12	HX00354000B	PCB SUPPORT L=8MM		*		2
13	SL4030881SC	SCREW M3X8		*		4
14	CM600100101	WEEE MARK LABEL S		*		1
15	HW002180200	FLAT CABLE		*		1
16	40081602	POWER SWITCH ASM				1
17	HA005820000	SWITCH		*		1
18	40081603	SWITCH INSTALLATION BOARD		*		1
19	SL4041091SE	SCREW M4 L=10		*		2
20	CM300100401	LABEL 3 (LARGE)	FOR USE IN JAPAN(1-PHASE)			1
21	BME01100000	VOLTAGE INDICATION SEAL	FOR USE IN JAPAN(1-PHASE)			1
22	CM300400701	VOLTAGE CAUTION LABEL	FOR USE IN JAPAN,JA			1
23	BME03200000	VOLTAGE INDICATION SEAL	FOR USE IN JAPAN,JA			1
24	CM300100003	VOLTAGE WARNING LABEL(25)	FOR JE,GENERAL EXPORT			1
25	CM300400601	VOLTAGE CAUTION LABEL	FOR JE,GENERAL EXPORT			1
26	40085316	OPTION A ASSY				1
27	M300451100A	VOLTAGE INDICATION CARD A		*		1
28	HF00130315S	FUSE 3.15A 250V REF. NO.112		*		1
29	HF003000200	FUSE 2A (220/240V)		*		1
30	HF0013050P0	FUSE 5A		*		1
31	MA011532000	STAPLE		*		3
32	SK3512001SE	WOOD SCREW D=5.1 L=20		*		2
33	MTSHJ100003	BOLT		*		2
34	SM6084002TN	SCREW M8 L=40		*		1
35	WP0852086SC	WASHER M8		*		2
36	WP0841601SC	WASHER 8.4X17.4X1.6		*		1
37	WS0820002KR	SPRING WASHER M8		*		3
38	NM6080002SC	NUT M8		*		2
39	HX00150000D	CABLE CLIP		*		2
40	SL4040881SC	SCREW M4 L=8		*		2
41	HX00065000A	CABLE CLIP		*		2
42	40086468	POWER CABLE 1P PLUG ASSY	FOR USE IN JAPAN(1-PHASE)			1
43	M90345800A0	GROUND CORD ASM.	FOR USE IN JAPAN(1-PHASE)			1
44	40086469	POWER CABLE 3P ASSY	FOR USE IN JAPAN,JA			1
45	40086470	POWER CABLE 1P ASSY	FOR JE,GENERAL EXPORT			1
46	40125156	TAPE PANEL CABLE ASM				1
47	40035024	OPERATION_BOX_FIXED_PLATE(B)ASM				1

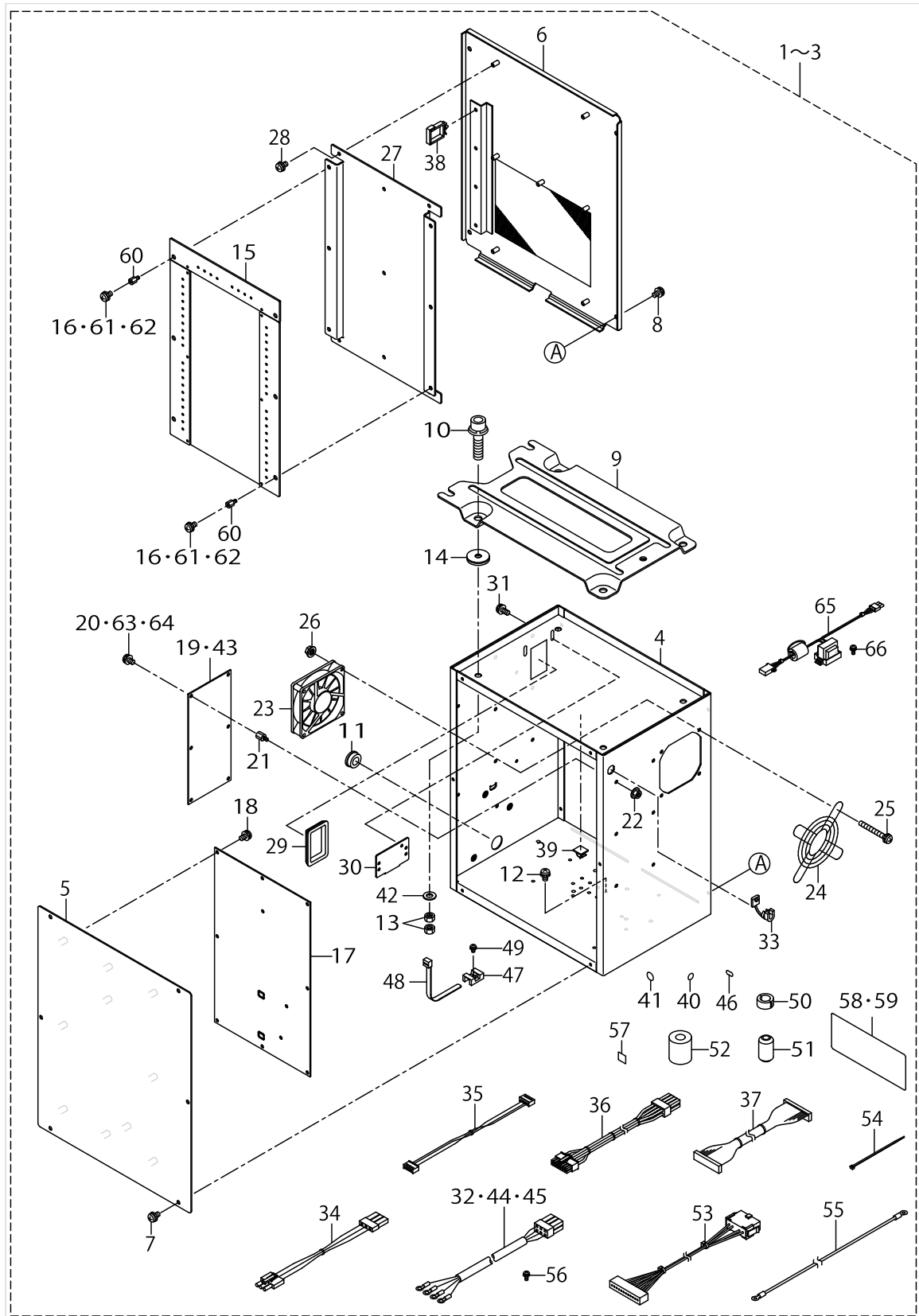
OPERATION PANEL COMPONENTS



OPERATION PANEL COMPONENTS

No.	Parts No.	Parts name	Remarks	Level	Cons	Qty
48	SK3413201SE	WOOD SCREW D=4.1 L=32				2
49	CM300100401	LABEL 3 (LARGE)	FOR USE IN JAPAN,JA			1

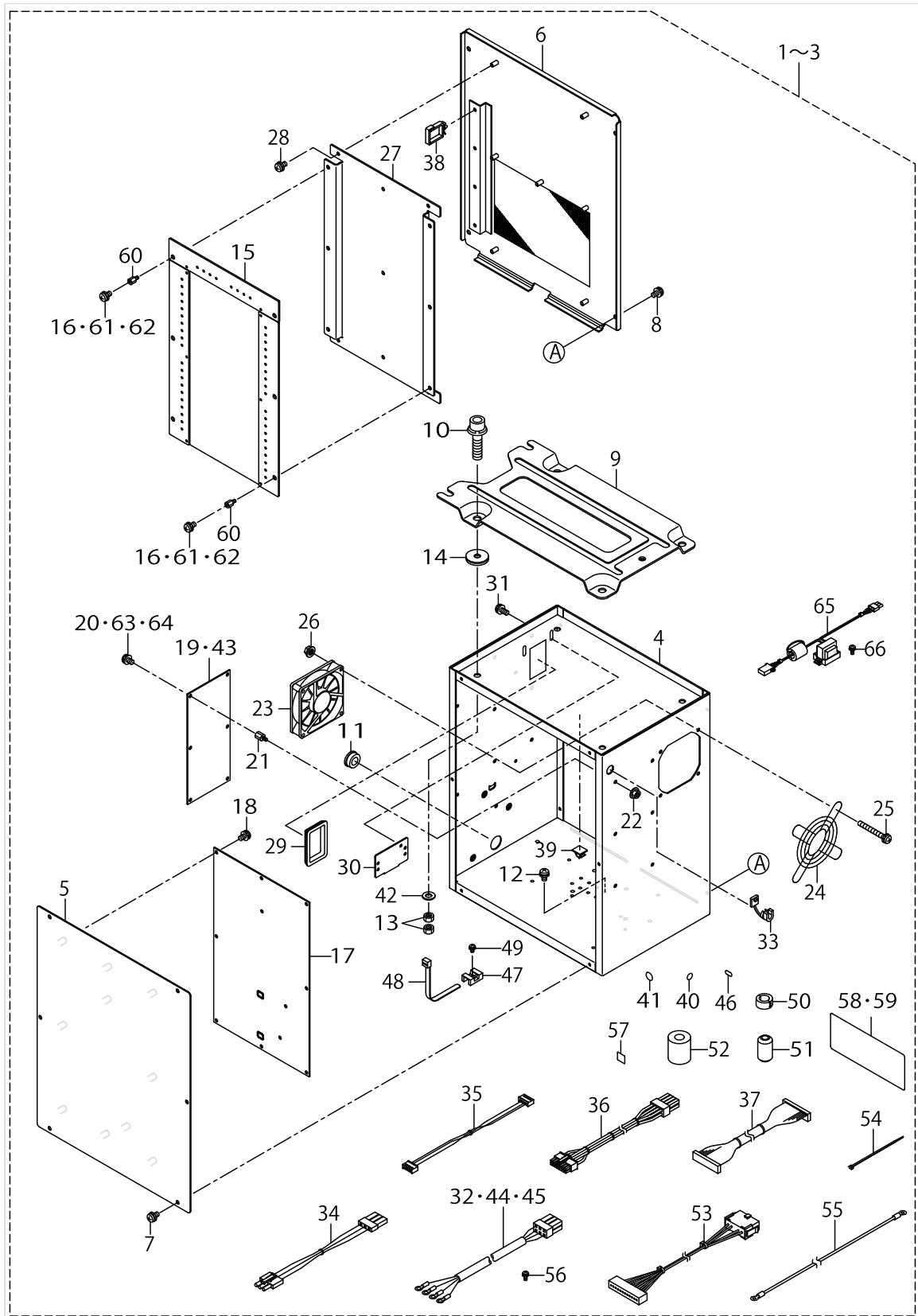
CONTROL BOX COMPONENTS



CONTROL BOX COMPONENTS

No.	Parts No.	Parts name	Remarks	Level	Cons	Qty
1	40081561	MC-587 BOX A	FOR MC-587 BOX A			1
2	40081562	MC-587 BOX B	FOR MC-587 BOX B,C			1
3	40081563	MC-587 BOX C	FOR MC-587 BOX B			1
4	40055355	CONTROL BOX		*		1
5	40055366	CONTROL BOX FRONT COVER		*		1
6	40055357	CONTROL BOX REAR COVER		*		1
7	SL4040891SC	SCREW M4 L=8		*		6
8	SL4040891SC	SCREW M4 L=8		*		4
9	M3801476000	TRANSMISSION BOX FITTING PLATE		*		1
10	SL6083092TN	SCREW		*		4
11	HX00326000K	GROMMET		*		1
12	SL4040891SC	SCREW M4 L=8		*		4
13	NM6080001SC	NUT M8X1.25		*		8
14	M4206461000	WASHER		*		4
15	40099961	MAIN PCB A ASSY		*		1
16	SL4040881SC	SCREW M4 L=8	FOR MC-587 BOX A,C	*		6
17	40082758	SDC PCB A ASSY		*		1
18	SL4040881SC	SCREW M4 L=8		*		10
19	40000056	FLT-T PCB A ASS'Y	FOR MC-587 BOX A	*		1
20	SL4040881SC	SCREW M4 L=8	FOR MC-587 BOX A,C	*		6
21	HX003390000	STUD		*		6
22	NM3040520SC	NUT M4		*		6
23	40005401	FAN MOTOR ASS'Y		*		1
24	KM000000480	FAN MOTOR		*		1
25	SL4043591SC	SCREW		*		4
26	NM3040520SC	NUT M4		*		4
27	40005706	MAIN PCB HOLDER PLATE		*		1
28	SL4040881SC	SCREW M4 L=8		*		5
29	HX004070000	BUSH		*		1
30	17845009	CORD FITTING PLATE		*		1
31	SL4041091SC	SCREW M4 L=10		*		2
32	40086465	POWER CORD 3P ASSY	FOR MC-587 BOX A	*		1
33	HX00410000A	STRAIN RELIEF BUSHING		*		1
34	40005393	FLT-SDC CORD P ASS'Y	FOR MC-587 BOX A,C	*		1
35	40005394	FLT-SDC CORD S ASS'Y		*		1
36	40005726	SDC-MAIN CORD P ASS'Y		*		1
37	40005727	SDC-MAIN CORD S ASS'Y		*		1
38	HX005110000	WIRE SADDLE		*		3
39	E9607603000	STICKER (SMALL)		*		1
40	E9567319000	EARTH MARK		*		1
41	40003458	MASK SEAL		*		15
42	WP0841601SC	WASHER 8.4X17.4X1.6		*		4
43	40162838	FLT-CE PCB A ASSY	FOR MC-587 BOX B,C	*		1
44	40086466	POWER CORD JE ASSY	FOR MC-587 BOX B	*		1
45	40086467	POWER CORD 1P ASSY	FOR MC-587 BOX C	*		1
46	CM200100001	PE MARK LABEL	FOR MC-587 BOX B	*		1
47	KX000000210	SADDLE TYPE TIE MOUNT		*		1

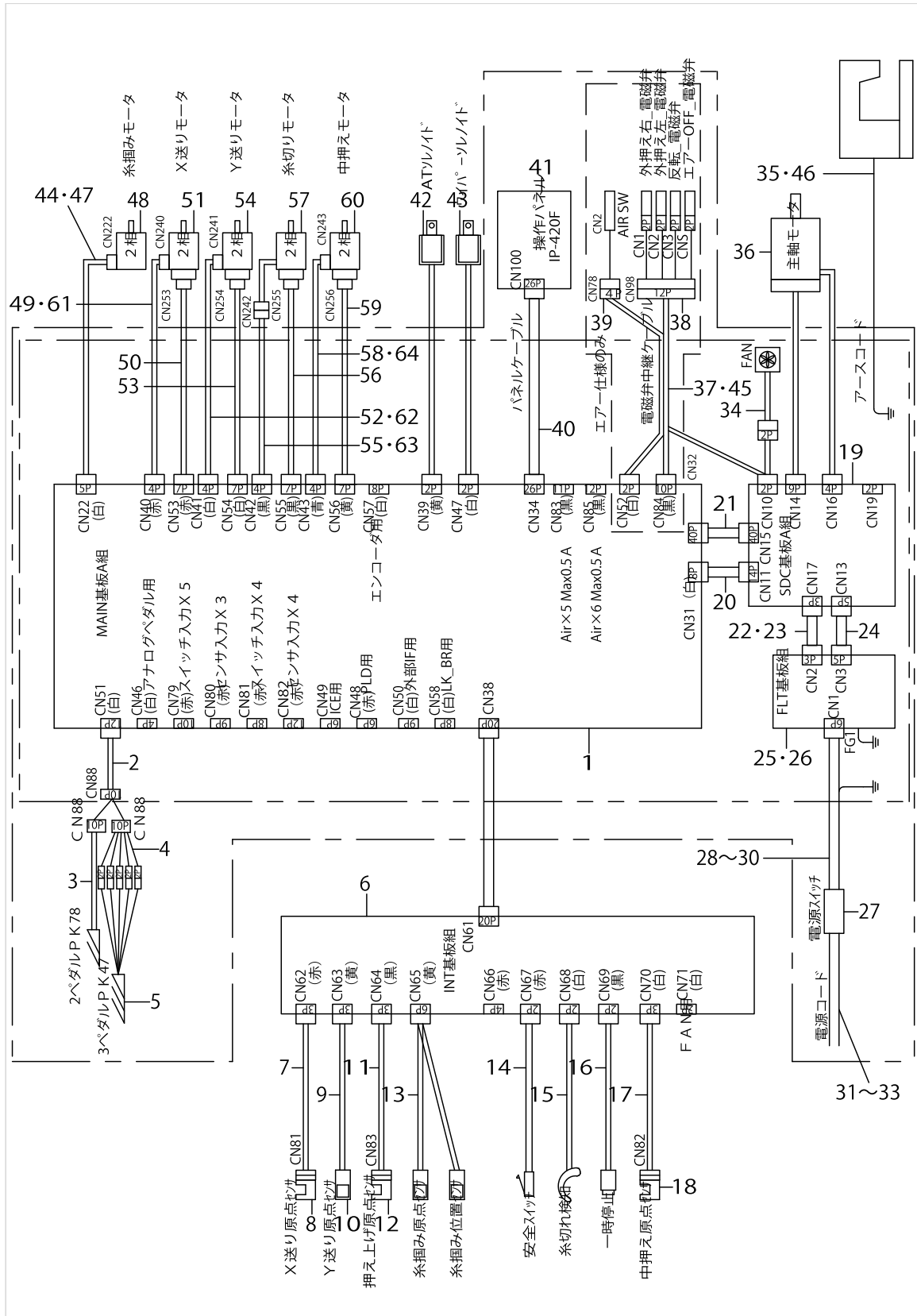
CONTROL BOX COMPONENTS



CONTROL BOX COMPONENTS

No.	Parts No.	Parts name	Remarks	Level	Cons	Qty
48	KX000000230	RELEASIBLE CABLE TIE		*		1
49	SL4040881SC	SCREW M4 L=8		*		1
50	HN002460000	CORES	FOR MC-587 BOX B	*		1
51	HN002840000	CORES	FOR MC-587 BOX B	*		1
52	HN001490000	CLAMP FILTER(L)		*		1
53	40073659	SW RELAY CORD ASM		*		1
54	EA9500B0100	CABLE BAND		*		1
55	M90295800A0	FDD EARTH CORD ASM.		*		1
56	SL4041081SC	SCREW M4 L=10	FOR MC-587 BOX B	*		1
57	CM600100101	WEEE MARK LABEL S	FOR MC-587 BOX B	*		1
58	40051640	ELECTRICAL_RATING_LABEL_UNIVERSAL	FOR MC-587 BOX A,C	*		1
59	40057278	ELECTRICAL_RATING_LABEL_CE_UNIVERSAL	FOR MC-587 BOX B	*		1
60	HX00339000M	SPACER	FOR MC-587 BOX B	*		5
61	SL4040881SC	SCREW M4 L=8	FOR MC-587 BOX B	*		1
62	SL4041091SC	SCREW M4 L=10	FOR MC-587 BOX B	*		5
63	SL4040881SC	SCREW M4 L=8	FOR MC-587 BOX B	*		5
64	SL4041081SC	SCREW M4 L=10	FOR MC-587 BOX B	*		1
65	40163025	REACTOR CORD ASSY	FOR MC-587 BOX B	*		1
66	SL4040891SC	SCREW M4 L=8	FOR MC-587 BOX B	*		2

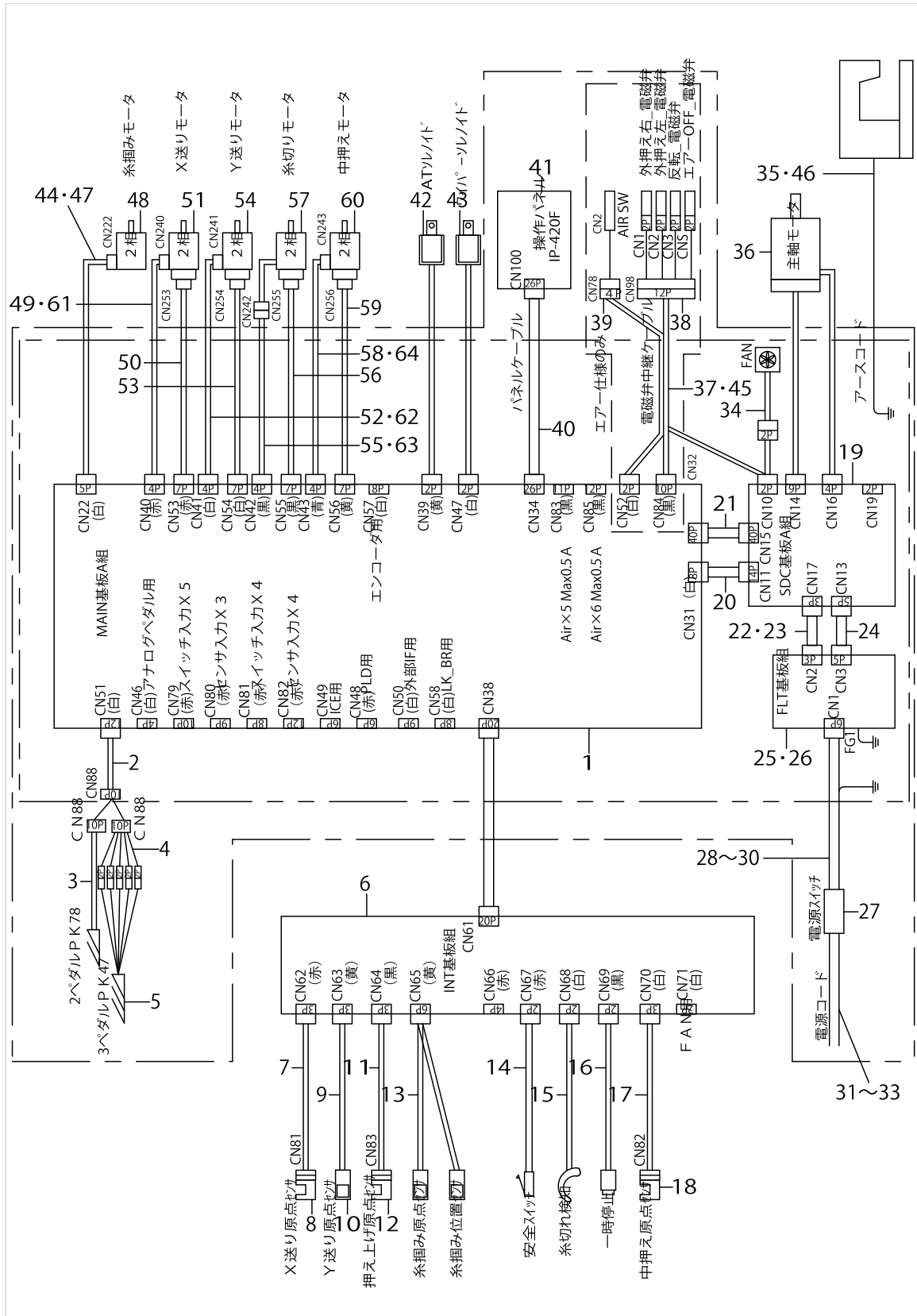
WIRING DIAGRAM



WIRING DIAGRAM

No.	Parts No.	Parts name	Remarks	Level	Cons	Qty
1	40099961	MAIN PCB A ASSY				1
2	40073659	SW RELAY CORD ASM				1
3	40033831	PK78 PEDAL SWITCH ASM				1
4	40033875	PK47 RELAY CABLE ASM				1
5	GPK470010AB	3-PEDAL ASM.				1
6	40032512	INT_PCB_ASM.				1
7	40032506	X_SENSOR_CABLE_ASM.				1
8	HD00057000A	PHOTO SENSOR				1
9	40032505	Y_SENSOR_ASM				1
10	HD002040000	SENSOR				1
11	40032507	PF_SENSOR_CABLE_ASM				1
12	HD00057000A	PHOTO SENSOR				1
13	40032508	TH_SENSOR_ASM.				1
14	40029633	SAFETY SW CORD ASM				1
15	40032511	THB_SENSOR_CABLE_ASM				1
16	40029632	STOP SW ASM				1
17	40032510	IP_SENSOR_CABLE_ASM.				1
18	HD00057000A	PHOTO SENSOR				1
19	40082758	SDC PCB A ASSY				1
20	40005726	SDC-MAIN CORD P ASSY				1
21	40005727	SDC-MAIN CORD S ASSY				1
22	40005393	FLT-SDC CORD P ASS'Y				1
23	40163025	REACTOR CORD ASSY	FOR JE			1
24	40005394	FLT-SDC CORD S ASS'Y				1
25	40000056	FLT-T PCB A ASS'Y	FOR 3-PHASE/1-PHASE			1
26	40162838	FLT-CE PCB A ASSY	FOR JE,GENERAL EXPORT			1
27	40081602	POWER SWITCH ASM				1
28	40086465	POWER CORD 3P ASSY	FOR 3-PHASE			1
29	40086466	POWER CORD JE ASSY	FOR JE			1
30	40086467	POWER CORD 1P ASSY	FOR 1-PHASE			1
31	40086468	POWER CABLE 1P PLUG ASSY	FOR 1-PHASE(100V)			1
32	40086469	POWER CABLE 3P ASSY	FOR 3-PHASE(200~220V)			1
33	40086470	POWER CABLE 1P ASSY	FOR JE,GENERAL EXPORT			1
34	40005401	FAN MOTOR ASS'Y				1
35	40005712	EARTH CODE ASM				1
36	40052937	550W_SERVO_MOTOR				1
37	40081601	AIR RELAY CABLE ASM				1
38	40048529	VALVE RERAY COAD ASM				1
39	40030951	FILTER_REGULATOR_ASM.				1
40	40125156	TAPE PANEL CABLE ASM				1
41	40086485	IP-420F PANEL ASSY				1
42	40073660	AT SOLENOID				1
43	40086363	WIPER_ASM				1
44	40178385	TH MOTOR CABLE ASM CE	FOR JE			1
45	40163061	AIR RELAY CABLE ASM	FOR JE			1
46	40163063	EARTH CODE ASM	FOR JE			1
47	40179140	TH MOTOR CABLE ASM				1

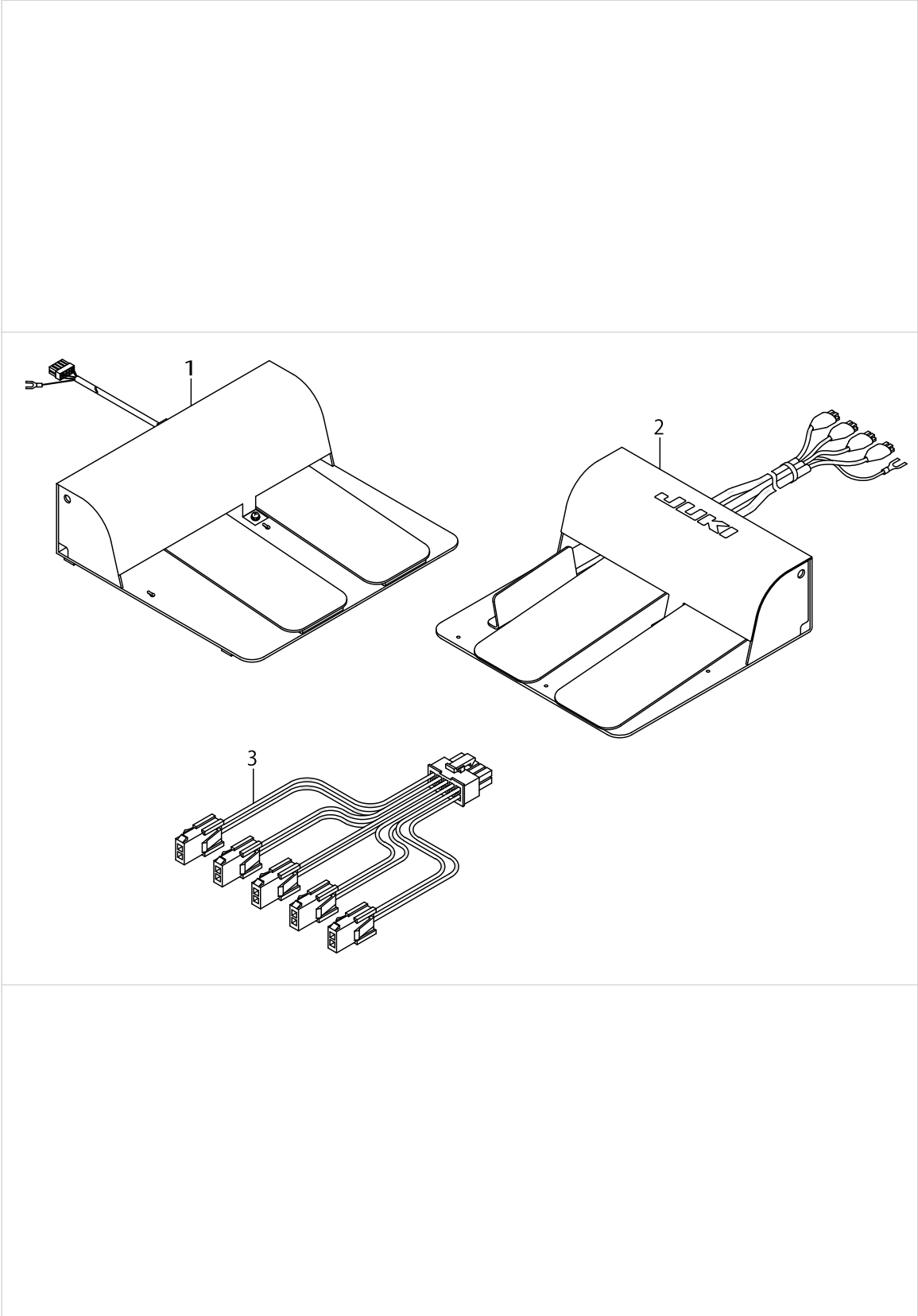
WIRING DIAGRAM



WIRING DIAGRAM

No.	Parts No.	Parts name	Remarks	Level	Cons	Qty
48	40085033	STEPPING MOTOR				1
49	40083856	X MOTOR CABLE ASM				1
50	40083861	X ENCODER CABLE ASM				1
51	40103969	ENCODER MOTOR ASM.(IP)				1
52	40083857	Y MOTOR CABLE ASM				1
53	40083862	Y ENCODER CABLE ASM				1
54	40103969	ENCODER MOTOR ASM.(IP)				1
55	40083858	TT MOTOR CABLE ASM				1
56	40083863	TT ENCODER CABLE ASM				1
57	40103968	ENCODER MOTOR ASM.(TC)				1
58	40083859	IP MOTOR CABLE ASM				1
59	40083864	IP ENCODER CABLE ASM				1
60	40102213	ENCODER MOTOR ASM				1
61	40163020	X MOTOR CABLE ASM	FOR JE			1
62	40163021	Y MOTOR CABLE ASM	FOR JE			1
63	40163022	TT MOTOR CABLE ASM	FOR JE			1
64	40163023	IP MOTOR CABLE ASM	FOR JE			1

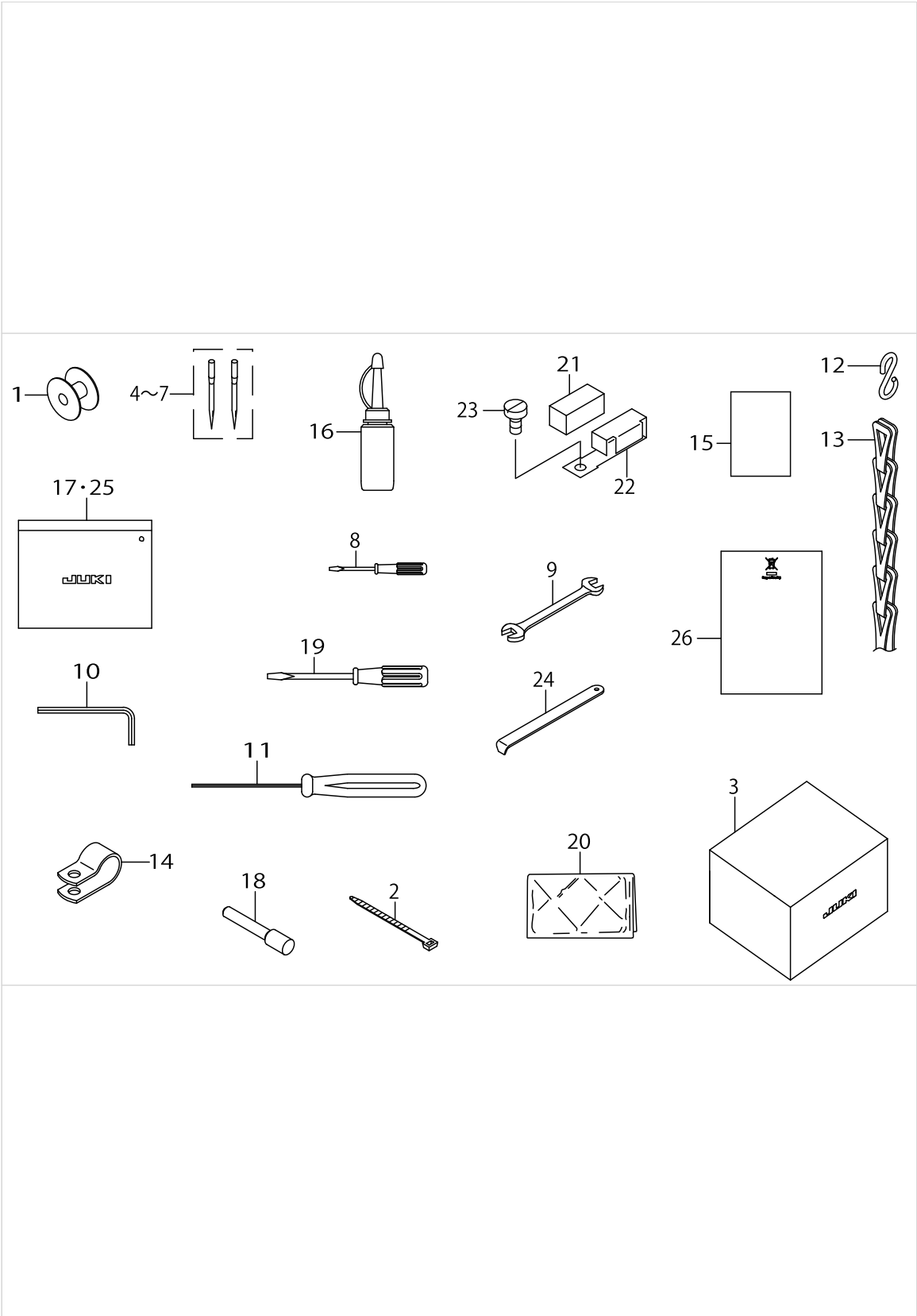
PEDAL COMPONENTS



PEDAL COMPONENTS

No.	Parts No.	Parts name	Remarks	Level	Cons	Qty
1	40033831	PK78 PEDAL SWITCH ASM.	TYPE S			1
2	GPK470010AB	3-PEDAL ASM.	TYPE L			1
3	40033875	PK47 RELAY CABLE ASM.	TYPE L			1

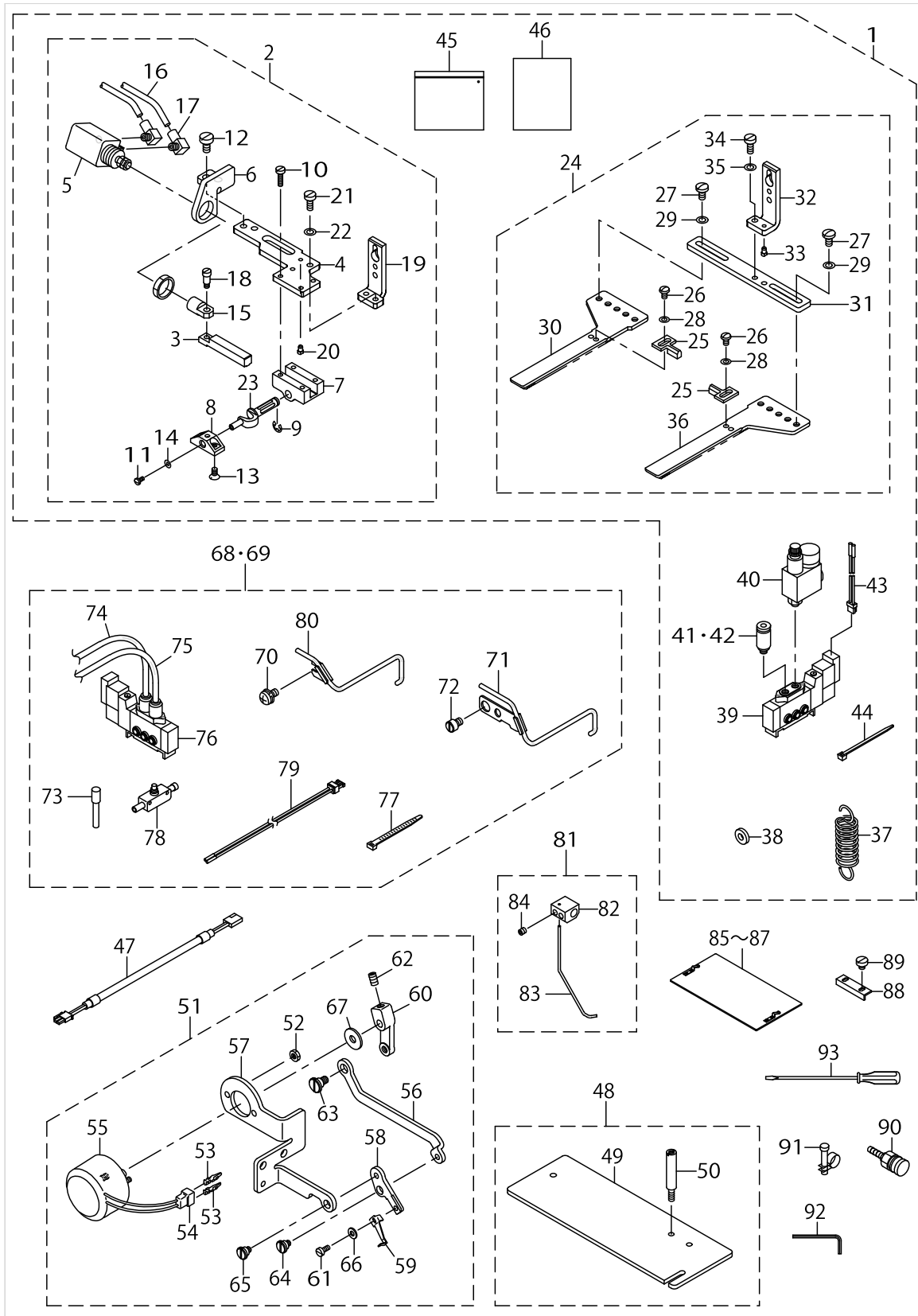
ACCESSORIE PARTS COMPONENTS



ACCESSORIE PARTS COMPONENTS

No.	Parts No.	Parts name	Remarks	Level	Cons	Qty
1	B1806210D00	BOBBIN			☆	1
2	EA9500B0100	CABLE BAND	FOR TYPE L			1
3	40048664	HEAD_COVER	FOR 1510,2210			1
4	MDP500B1402	NEEDLE DPX5#14-2	TYPE S (FOR ST,G)		☆	1
5	MDP170B1802	NEEDLE DPZ17#18-2	TYPE H (FOR ST,G)		☆	1
6	MC200501002	NEEDLE 134 #100-2	TYPE S (FOR JE)		☆	1
7	MC372001102	NEEDLE SY3355 #110-2	TYPE H (FOR JE)		☆	1
8	22933204	SCREW DRIVER SMALL				1
9	B9113012000	WRENCH (9X10)				1
10	B9140372000	HEXAGONAL WRENCH SMALL				1
11	40032763	HEXAGONAL_DRIVER(1.5)				1
12	13160304	S SHAPED HOOK	TYPE S			2
13	26037903	CHAIN	TYPE S			1
14	HX00150000D	CABLE CLIP	FOR TYPE L			1
15	29186403	EC DECLARATION	FOR JE			1
16	B91212200A0	OILER (CONTAINING NO.2 OIL)				1
17	22932800	ACCESSORIE BAG	FOR TYPE L			1
18	PX500014000	PLUG	FOR TYPE L			2
19	22933105	SCREW DRIVER MIDDLE				1
20	26234005	VINYL COVER	FOR 1306			1
21	B1131528000	FELT				1
22	10102200	THREAD GUIDE F				1
23	SM6040860TP	SCREW M4 L=8				1
24	B9101490000	DRIVER				1
25	22932800	ACCESSORIE BAG				1
26	CM600100201	WEEE INFORMATION SHEET	FOR JE			1

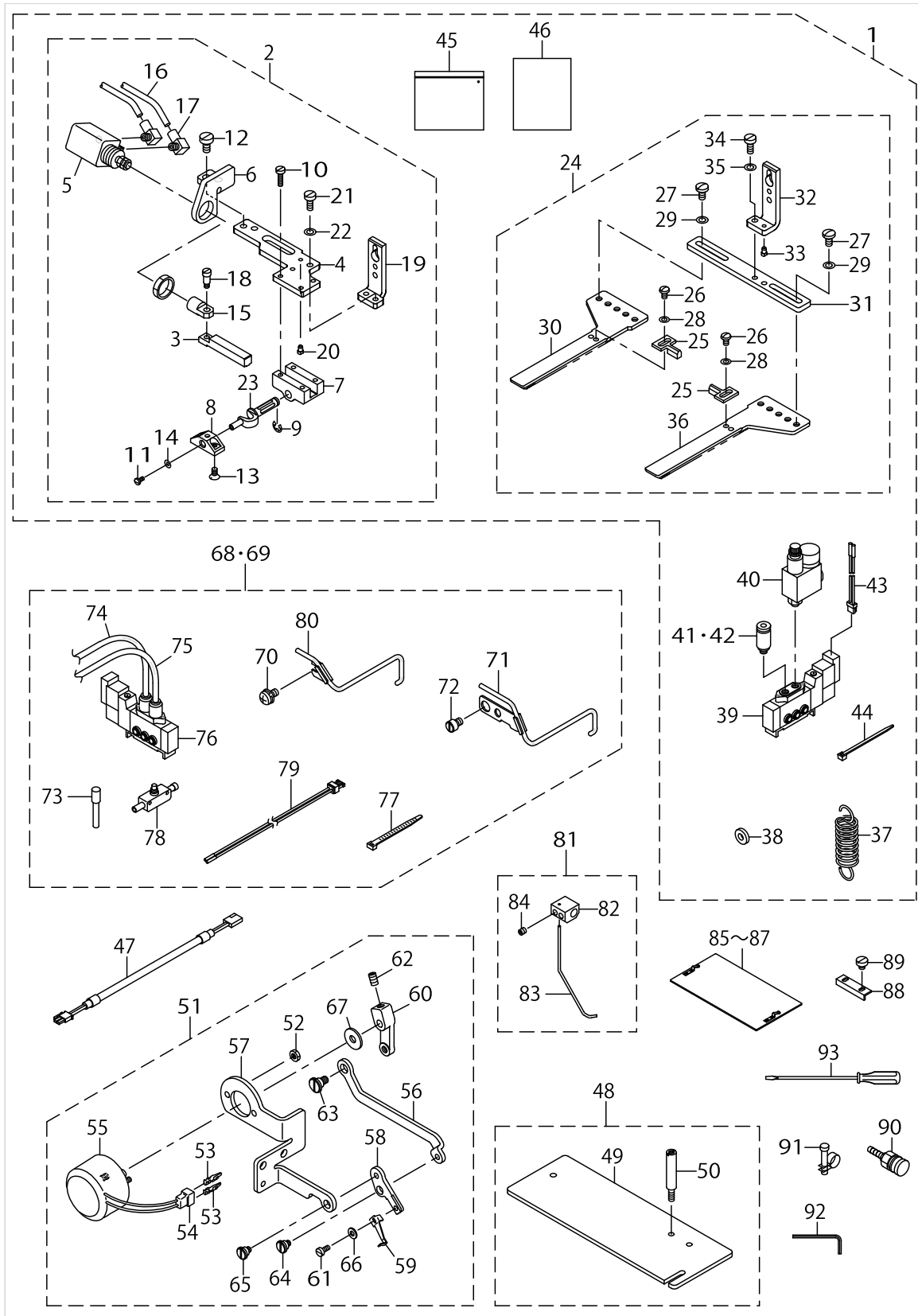
OPTIONAL PART COMPONENTS (1)



OPTIONAL PART COMPONENTS (1)

No.	Parts No.	Parts name	Remarks	Level	Cons	Qty
1	40092951	FU-07	FOR 1306			1
2	40089686	FU INTERMEDIATE PRESSER ASM.	FOR 1306	*		1
3	GFU01002000	INVERTING LAC		*		1
4	40089688	FU INTERMEDIATE PRESSER PLATE		*		1
5	PA1600801A0	AIR CYLINDER		*		1
6	GFU01006000	TURN CYLINDER BRACKET		*		1
7	B4303210000	TURN AROUND CRANK BEARING		*		1
8	B4314210000	INTERMEDIATE PRESSER BASE		*		1
9	RE0400000K0	E-RING 4		*		1
10	SS6081210SP	SCREW 1/8-44 L=12		*		4
11	SS7060610SP	SCREW 3/32-56 L=5.5		*		1
12	SS6120940SP	SCREW 3/16-28 L=9		*		2
13	SS1090750SP	SCREW 9/64-40 L=7		*		2
14	WP0250516SD	WASHER 2.5X6X0.5		*		1
15	B4306220000	KNUCKLE		*		1
16	BT0400251EB	URETHANE HOSE BLACK		*		1.3
17	PJ046052503	HOSE ELBOW		*		2
18	SD0460703TP	HINGE SCREW D=4.6 H=7		*		1
19	40089687	FU INTERMEDIATE PRESSER LEFT		*		1
20	B1816280000	GUIDE PIN		*		1
21	SM6041000SP	SCREW M4 L=10		*		1
22	WP0480856SP	WASHER 4.8X8.4X0.8		*		1
23	GFU01001000	TURN AROUND CRANK SHAFT		*		1
24	40089689	FU OUTER PRESSER ASM.	FOR 1306	*		1
25	D255421XX00	COMPENSATING FOOT		*		2
26	SS5090610SP	SCREW 9/64-40 L=6		*		2
27	SS7110840SP	SCREW 11/64-40 L=7.8		*		4
28	WP0371026SD	WASHER 3.7X7X1		*		2
29	WP0480856SP	WASHER 4.8X8.4X0.8		*		4
30	D255121XX00	WALKING FOOT (A)		*		1
31	40089691	FU OUTER PRESSER PLATE		*		1
32	40089690	FU OUTER PRESSER RIGHT		*		1
33	B1816280000	GUIDE PIN		*		1
34	SM6040800SP	SCREW		*		1
35	WP0480856SP	WASHER 4.8X8.4X0.8		*		1
36	D255221XX00	WALKING FOOT (B)		*		1
37	GFU01007000	SPRING	FOR TYPE S	*		1
38	WP0502616SD	WASHER		*		1
39	PV150209100	SOLENOID VALVE		*		1
40	PF0205030A0	REGULATOR	FOR TYPE H	*		1
41	PJ301040505	HALF UNION	FOR TYPE S	*		2
42	PJ301040505	HALF UNION	FOR TYPE H	*		1
43	40035324	SOLENOID VALVE CONNECTER ASM		*		1
44	EA9500B0100	CABLE BAND		*		3
45	22932800	ACCESSORIE BAG		*		1
46	40092950	FU-07 INSTRUCTION MANUAL/PARTS		*		1
47	40058422	WIPER RELAY CABLE ASM.	WITH USE OF No.51(40035867)			1

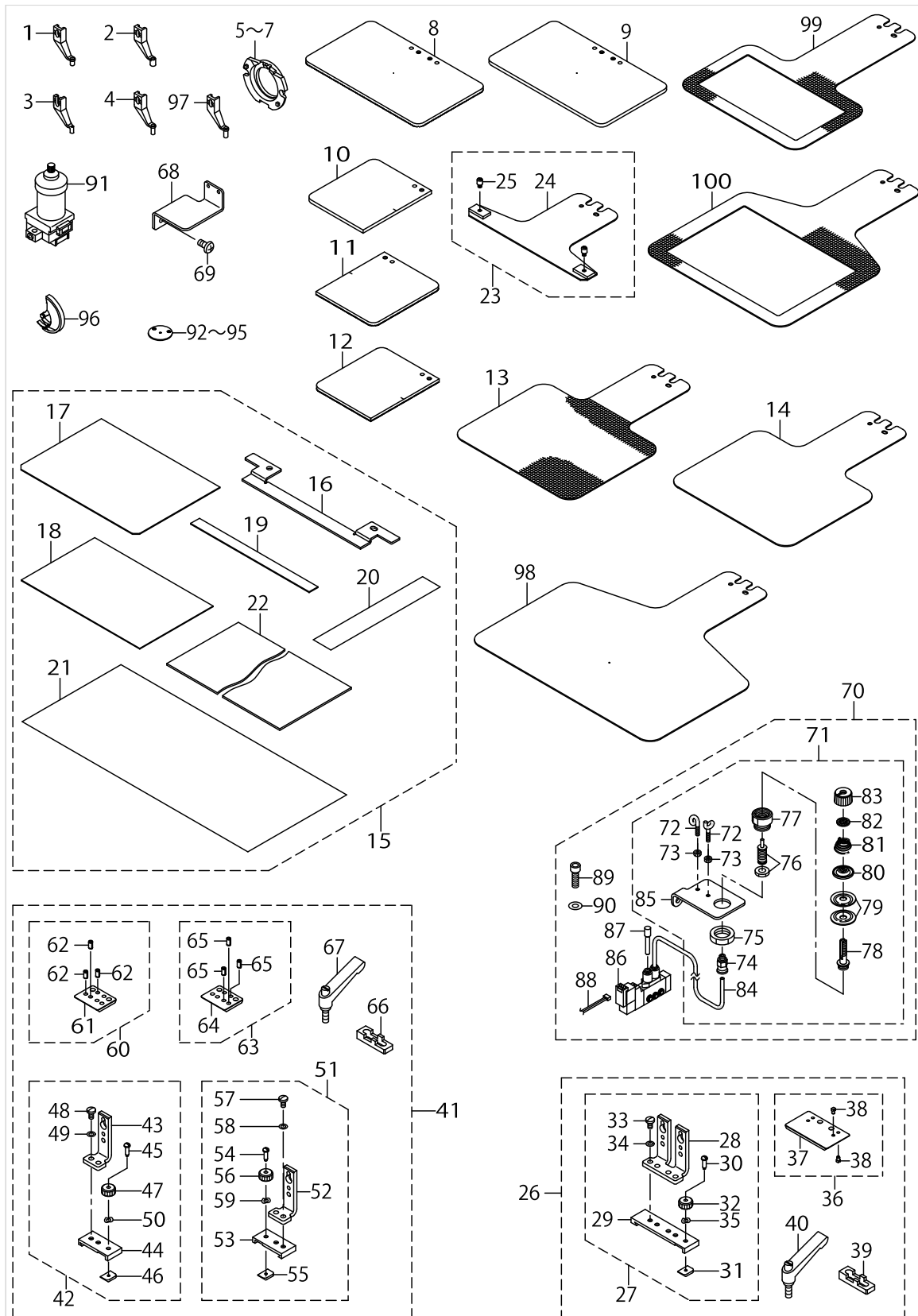
OPTIONAL PART COMPONENTS (1)



OPTIONAL PART COMPONENTS (1)

No.	Parts No.	Parts name	Remarks	Level	Cons	Qty
48	40036526	AMS-210E(MU12)SET				1
49	40036524	HOLDER PLATE		*		1
50	40036525	PIPE HOLDER STUD		*		1
51	40035867	WIPER ASM.				1
52	NM6040003SC	NUT M4		*		2
53	HP000200200	PIN-SHAPE TERMINAL MALE		*		2
54	HK018800020	2-POLE PLUG		*		1
55	B2101220000	WIPER SOLENOID		*		1
56	40036229	WIPER CONNECTING PLATE		*		1
57	40035866	WIPER_BASE		*		1
58	40036230	WIPER INSTALLING PLATE		*		1
59	B2107210000	WIPER		*		1
60	40036392	WIPER ARM		*		1
61	SM67506C0TP	SCREW M3.5 L=6		*		1
62	SM8050812TP	SCREW M5X8		*		1
63	SD0700406TP	SHOULDER SCREW		*		1
64	SD0640327TP	SHOULDER SCREW D=6.35 H=3.2		*		1
65	SD0640327TP	SHOULDER SCREW D=6.35 H=3.2		*		1
66	WP0371016SD	WASHER 3.7X8X1		*		1
67	WP0561616SC	WASHER 5.6X16X1.6		*		1
68	40035692	NEEDLE COOLER ASM.	FOR SIDE WIPER(40035867)			1
69	40092717	NEEDLE_COOLER_ASM				1
70	SL4051091SC	SCREW M5X0.8 L=10	FOR SIDE WIPER(40035867)	*		1
71	40092688	NEEDLE_COOLER_COMPL		*		1
72	40010457	WIPER_STOPPER		*		1
73	PX500014000	PLUG		*		1
74	BT0400251EB	URETHANE HOSE BLACK		*		0.7
75	BT0400251EB	URETHANE HOSE BLACK		*		0.3
76	PV150209000	5 PORT SOLENOID VALVE		*		1
77	HX002330000	CLIP		*		3
78	PC012401000	SPEED CONTROLLER		*		1
79	40035324	SOLENOID VALVE CONNECTER ASM		*		1
80	40035694	NEEDLE COOLER COMPL.	FOR SIDE WIPER(40035867)	*		1
81	40098302	UNDER_WIPER_SET				1
82	40097552	WIPER_SHAFT_CAP		*		1
83	B2107210D0B	WIPER		*		1
84	SM8040412TP	SET SCREW M4 L=4		*		2
85	B2557210DA0	PLASTIC BLANK PLATE ASM.	FOR 1306			2
86	40036479	PLASTIC_BLANK_PLATE_ASM	FOR 1510			2
87	40039543	PLASTIC_BLANK_PLATE_ASM.	FOR 2210			2
88	40086361	PLASTIC_PLATE_STOPPER	EXCEPT 1306 TYPE L			2
89	SM6040450TP	SCREW M4 L=4	EXCEPT 1306 TYPE L			1
90	PJ309520001	SOCKET	FOR TYPE L			1
91	PB000010000	HOSE BAND	FOR TYPE L			1
92	B9141372000	HEXAGONAL WRENCH LARGE				1
93	22933006	SCREW DRIVER LARGE				1

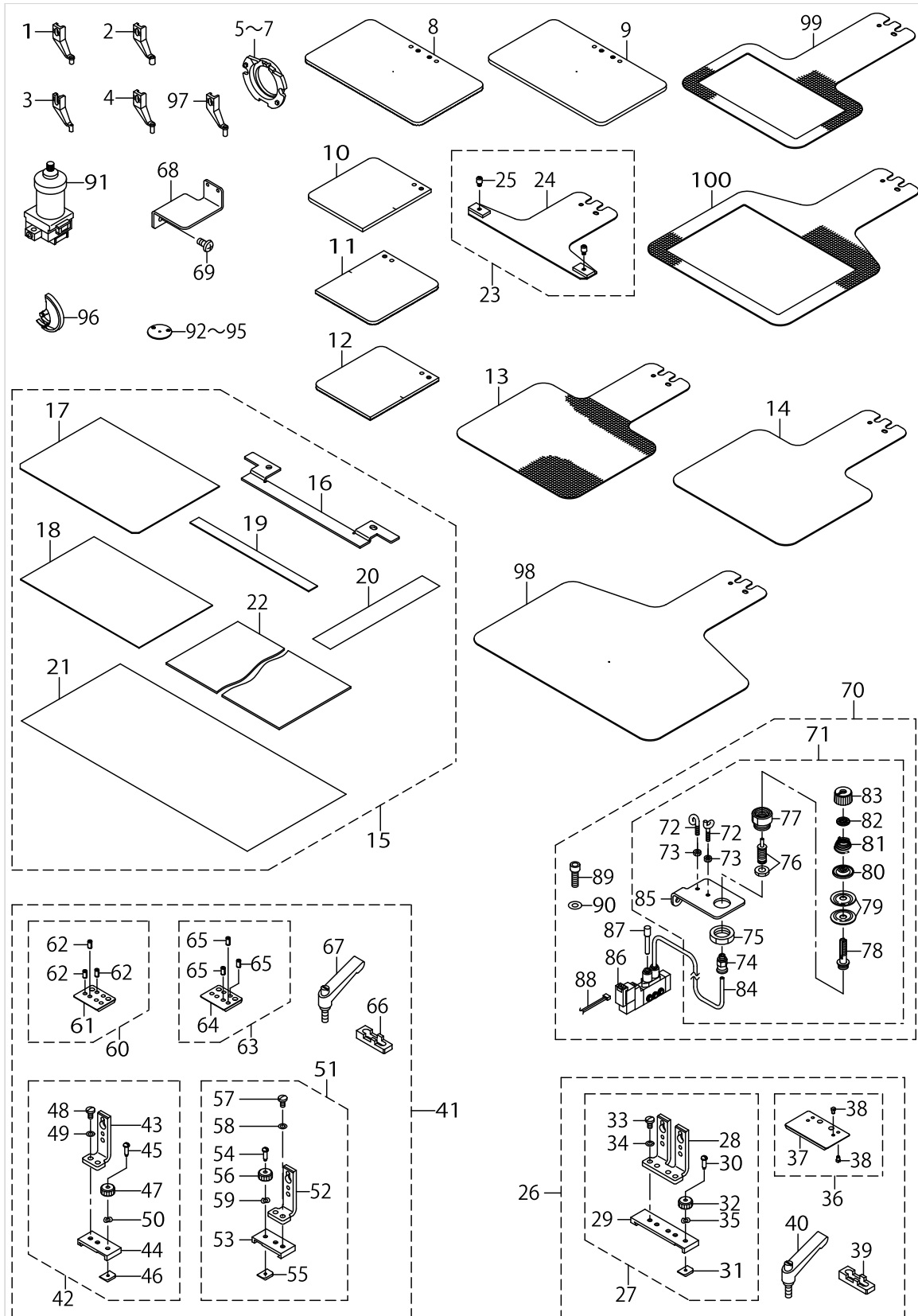
OPTIONAL PART COMPONENTS (2)



OPTIONAL PART COMPONENTS (2)

No.	Parts No.	Parts name	Remarks	Level	Cons	Qty
1	B1601210D0BA	INTERMEDIATE PRESSER B				1
2	B1601210D0CA	INTERMEDIATE PRESSER C				1
3	B1601210D0E	INNER PRESSER E				1
4	B1601210D0FA	INTERMEDIATE PRESSER F				1
5	14103253	INNER HOOK PRESSER ASM. A				1
6	14103659	SHUTTLE RACE RING ASM. C				1
7	B1817210DAD	SHUTTLE RACE RING ASM. D				1
8	40035606	FEEDING FRAME BLANK				1
9	40035607	FEEDING FRAME BLANK				1
10	40035608	FEEDING FRAME BLANK				1
11	40035609	FEEDING FRAME BLANK R				1
12	40035610	FEEDING FRAME BLANK L				1
13	B2556210D0A	LOWER PLATE BLANK	FOR 1306			1
14	B2556210D0B	LOWER PLATE BLANK	FOR 1306			1
15	B2594210DA0	CASSETTE PRESSER ASM.				1
16	B2594210D00	CASSETTE PRESSER BASE PLATE		*		1
17	B2598210D00	CASSETTE PRESSER LOWER PLATE		*		1
18	B2599210D00	CASSETTE PRESSER UPPER PLATE		*		1
19	B2589210D00	CASSETTE PRESSER SPACER		*		1
20	B2572229000	FILAMENT TAPE		*		1
21	B2646215000	TAPE		*		1
22	B2587210000	MATERIAL PLATE A		*		1
23	B2593210DA0	CASSETTE HOLDER FIX PLATE ASM.				1
24	B2593210D00	CASSETTE HOLDER FIXING PLATE		*		1
25	B2560372000	BUTTON CLAMP STOP PIN		*		2
26	40089692	ONE-TOUCH CLAMP ASM.	FOR EHS,ESS			1
27	40089693	PRESSER PLATE ASM.		*		1
28	40089694	PRESSER PLATE		*		1
29	B2587210D00	SLIDER HOLDING		*		1
30	B5038206000	SET SC		*		1
31	B5039206000	SET PLATE		*		1
32	16108300	NUT B		*		1
33	SS7110840SP	SCREW 11/64-40 L=7.8		*		2
34	WP0480856SP	WASHER 4.8X8.4X0.8		*		2
35	WZ0430200KH	WAVED WASHER		*		1
36	B2595210DA0	SLIDER ASM.		*		1
37	B2595210D00	SLIDER		*		1
38	B1816280000	GUIDE PIN		*		4
39	B2597210D00	CLAMP PLATE		*		1
40	B5115210000	FEEDING FRAME CLAMP LEVER		*		2
41	40089695	ONE-TOUCH CLAMP ASM.	FOR EHL,ESL			1
42	40089696	PRESSER PLATE RIGHT ASM.		*		1
43	40089697	PRESSER PLATE RIGHT		*		1
44	B2588210D00	SLIDER HOLDING		*		1
45	B5038206000	SET SC		*		1
46	B5039206000	SET PLATE		*		1
47	16108300	NUT B		*		1

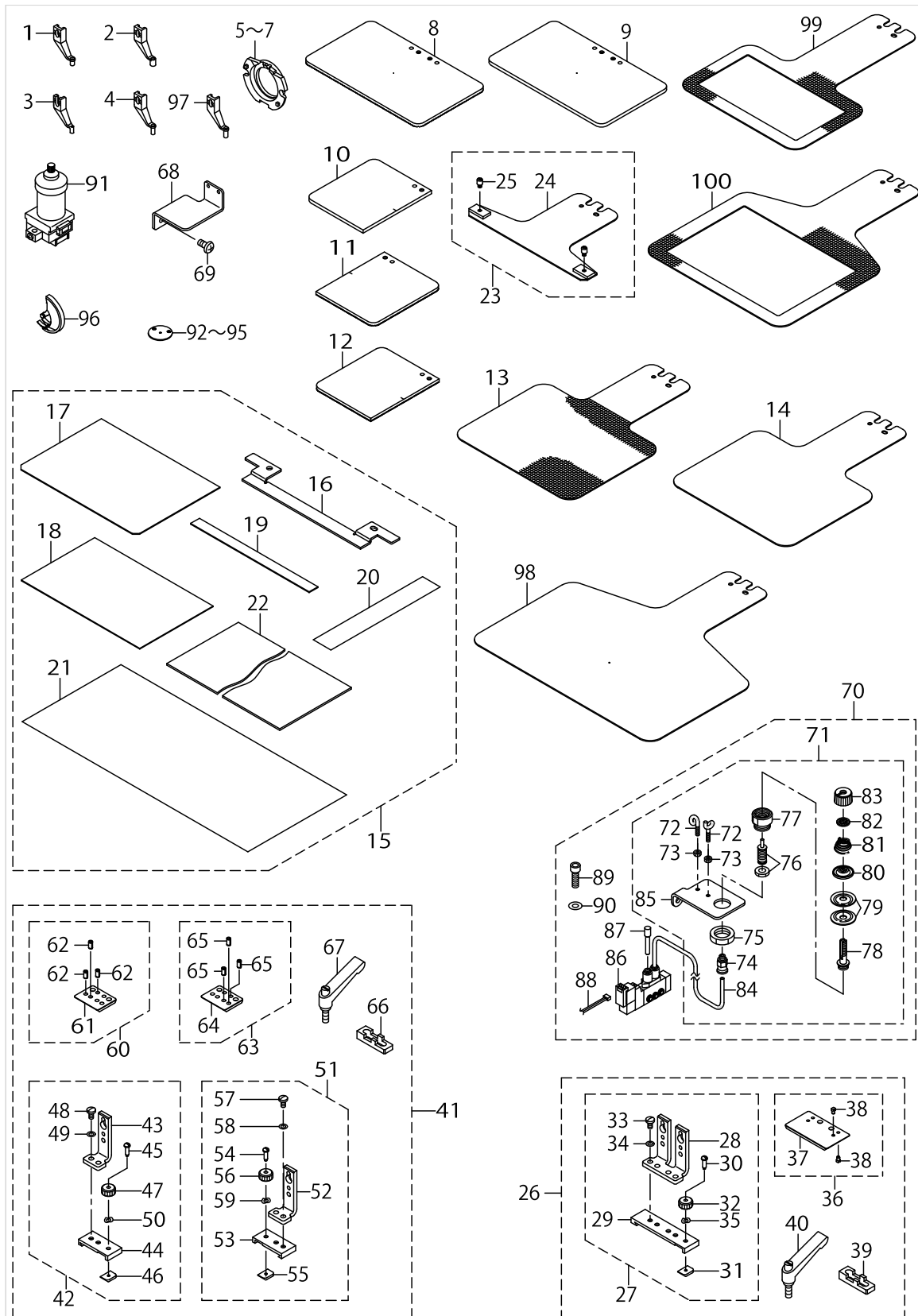
OPTIONAL PART COMPONENTS (2)



OPTIONAL PART COMPONENTS (2)

No.	Parts No.	Parts name	Remarks	Level	Cons	Qty
48	SS7110840SP	SCREW 11/64-40 L=7.8		*		2
49	WP0480856SP	WASHER 4.8X8.4X0.8		*		2
50	WZ0430200KH	WAVED WASHER		*		1
51	40089698	PRESSER PLATE LEFT ASM.		*		1
52	40089699	PRESSER PLATE LEFT		*		1
53	B2588210D00	SLIDER HOLDING		*		1
54	B5038206000	SET SC		*		1
55	B5039206000	SET PLATE		*		1
56	16108300	NUT B		*		1
57	SS7110840SP	SCREW 11/64-40 L=7.8		*		2
58	WP0480856SP	WASHER 4.8X8.4X0.8		*		2
59	WZ0430200KH	WAVED WASHER		*		1
60	B2596210DA0	SLIDER ASM. RIGHT		*		1
61	B2596210D00	SLIDER		*		1
62	PS0400082KP	SPRING PIN		*		3
63	B2596210DAA	SLIDER ASM. LEFT		*		1
64	B2596210D00	SLIDER		*		1
65	PS0400082KP	SPRING PIN		*		3
66	B2597210D00	CLAMP PLATE		*		1
67	B5115210000	FEEDING FRAME CLAMP LEVER		*		2
68	B2535210000	TANK BASE				1
69	SM4040855SP	SCREW				2
70	40072310	THREAD TENTION NO.3 ASSY				1
71	40040560	THREAD TENSION NO.3 ASM.		*		1
72	B3114771000	THREAD GUIDE		*		2
73	NS6090310SP	NUT 9/64-40		*		2
74	PJ301040502	HALF UNION 4XM5		*		1
75	NM6160511SE	NUT M16X1.5		*		1
76	PA0600504A0	AIR CYLINDER		*		1
77	G2302309000	THREAD TENSION ROD BASE		*		1
78	G2301309000	THREAD TENSION ROD		*		1
79	B3126012000	THREAD TENSION DISK		*		2
80	B3132552000	THREAD TENSION DISK PRESSER		*		1
81	B3121352000	TENSION SPRING		*		1
82	B3120125000	ROTATING STOPPER		*		1
83	11072204	TENSION NUT		*		1
84	BT0400251EB	URETHANE HOSE BLACK		*		2
85	D4012D10N0H	THREAD TENSION NO.3 BASE		*		1
86	PV150209000	5 PORT SOLENOID VALVE		*		1
87	PX500014000	PLUG		*		1
88	40035324	SOLENOID VALVE CONNECTER ASM		*		1
89	SM6062002TP	SCREW M6 L=20		*		1
90	WP0612516SD	WASHER 6.1X15.2X2.5		*		1
91	B3532223C00	SILICON TANK				1
92	B242621000C	NEEDLE HOLE GUIDE D=1.6				1
93	B242621000F	NEEDLE HOLE GUIDE D=3.0				1
94	B242621000G	NEEDLE HOLE GUIDE D=3				1

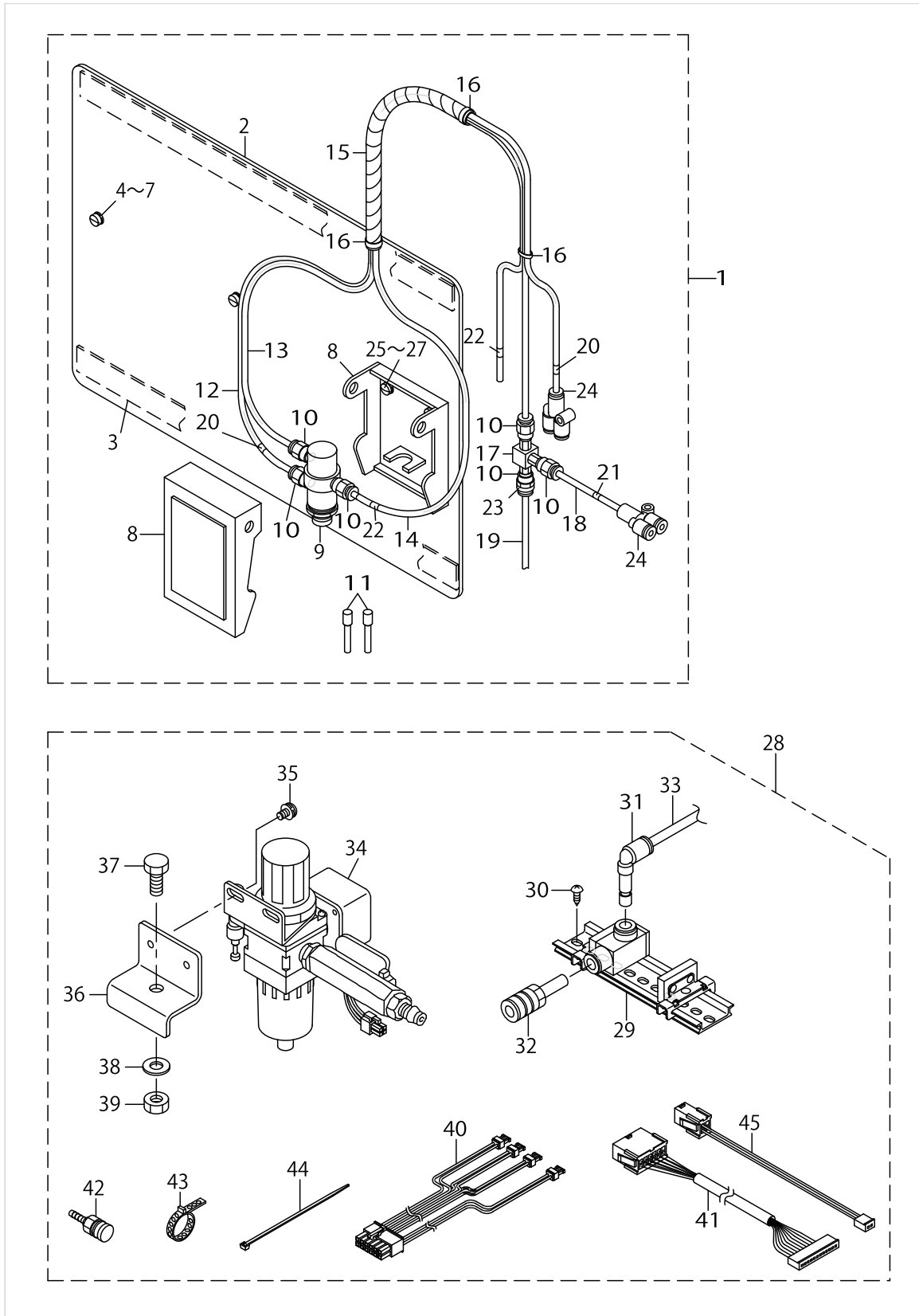
OPTIONAL PART COMPONENTS (2)



OPTIONAL PART COMPONENTS (2)

No.	Parts No.	Parts name	Remarks	Level	Cons	Qty
95	B242621000H	NEEDLE HOLE GUIDE D=3.0				1
96	40014965	SHUTTLE(H)				1
97	40098294	INNER_PRESSER				1
98	40099714	LOWER_PLATE_BLANK	FOR 2210			1
99	B2552210D00	LOWER PLATE	FOR 1306			1
100	40036477	LOWER_PLATE	FOR 1510			1

OPTIONAL PART COMPONENTS (3)



OPTIONAL PART COMPONENTS (3)

No.	Parts No.	Parts name	Remarks	Level	Cons	Qty
1	40042352	MECHANICAL VALVE UNIT	TYPE S			1
2	D8001D15A0Y	PEDAL BASE		*		1
3	D8002D15A0Y	PEDAL CUSHION		*		2
4	SS6111210SP	SCREW 11/64-40 L=12		*		2
5	WP0450801SD	WASHER 4.5X10X0.8		*		2
6	WS0451040KP	SPRING WASHER 4.5X8.5X1		*		2
7	WP0553216SD	WASHER		*		2
8	PX020002000	ACTUATOR		*		1
9	PV010502000	AIR VALVE		*		1
10	PJ301040501	HALF UNION M5 D=4		*		6
11	PX500014000	PLUG		*		2
12	BT0400251EB	URETHANE HOSE BLACK		*		1.9
13	BT0400251EB	URETHANE HOSE BLACK		*		1.8
14	BT0400251EB	URETHANE HOSE BLACK		*		1.9
15	HX00314000A	SPIRAL TUBE		*		0.6
16	EA9500B0100	CABLE BAND		*		3
17	GEP01013000	VALVE		*		1
18	BT0400251EB	URETHANE HOSE BLACK		*		0.1
19	BT0400251EB	URETHANE HOSE BLACK		*		0.1
20	18035204	WIRE MARK (3)		*		2
21	18035303	WIRE MARK (4)		*		1
22	18035600	WIRE MARK (7)		*		2
23	18035709	WIRE MARK (8)		*		1
24	PJ308040002	QUICK COUPLING		*		2
25	WP0450801SD	WASHER 4.5X10X0.8		*		2
26	WS0451040KP	SPRING WASHER 4.5X8.5X1		*		2
27	SS7111120TP	SCREW		*		2
28	40089848	AIR UNIT ASM.	TYPE S			1
29	PV915005000	SOLENOID VALVE INSTALLING BASE		*		1
30	SK3412001SE	WOOD SCREW D=4.1 L=20		*		2
31	PJ304060001	ELBOW		*		1
32	PX050003000	SILENCER		*		1
33	BT0600401EB	TUBE		*		1.3
34	40030951	FILTER_REGULATOR_ASM.		*		1
35	SL4051091SC	SCREW M5X0.8 L=10		*		2
36	40023662	FILTER INSTALLING PLATE		*		1
37	SL9082093SE	SCREW		*		1
38	WP0871602SE	WASHER 8.7X18X1.6		*		1
39	NM6080721SE	NUT M8		*		1
40	40048529	VALVE RELAY CORD ASM		*		1
41	40081601	AIR RELAY CABLE ASM		*		1
42	PJ309520001	SOCKET		*		1
43	PB000010000	HOSE BAND		*		1
44	EA9500B0100	CABLE BAND		*		1
45	40093109	AIR SW CABLE ASM		*		1

HOW TO MAKE USE OF THIS PARTS LIST

1.Explanation of codes

1)"*"mark.....means this part is changed from the previous parts book.

As to the details of the change, refer to the "List for information of change".

2)"#01".....refer to "Note" explanation at bottom of page.

2.Codes on the "Qty" column

- Each numeral indicates the number of parts required.
- "0.1" and "2.5" indicate the length (in meters) of the respective parts.

3.Parentheses mean that the corresponding part is a subpart that constructs an assembly part.

4.Dotted lines on the Figures indicate assembly parts.

5.As to the parts with marks of "☆"(consumable parts) and "◎"(optional parts)on the respective parts, it is recommended to prepare spares.

1 ."注記"欄の記号説明

1) "*"印.....前回のパーツブックに比較して今回変更された部品を意味します。

変更内容は、"変更情報リスト"を参照してください。

2) "#01".....ページ下の"注記"の説明を参照してください。

2.数量欄の数字は、個数を表し、0.1、2.5等の数値は、長さ（単位メートル）を表します。

3.数量欄の（ ）は、組部品を構成している子部品であることを意味します。

4.イラストページの-----枠は、組構成であることを意味します。

5.リストページの"☆"（消耗部品）、"◎"（オプション部品）の印がついた部品は、予備を準備しておくことをお奨めします。

NUMERICAL INDEX OF PARTS

PART NO	PAGE	REF NO.	PART NO	PAGE	REF NO.	PART NO	PAGE	REF NO.
10004109	6	3	22891006	16	73	23638208	12	67
10102200	80	22	22891204	14	28	23638406	12	68
10108009	14	22	22901409	16	62	26037903	80	13
10502300	2	35	22902506	2	4	26211904	2	12
11071701	18	46	22907505	18	45	26218602	36	31
11072204	88	83	22907554	18	44	26221101	10	30
11072402	6	33	22920508	2	16	26221200	10	29
11155108	58	37	22921506	36	29	26226001	22	42
11155157	58	36	22921605	36	46	26226209	26	35
11155207	58	38	22928808	36	28	26228809	28	56
11158300	58	32	22930309	64	14	26234005	80	20
11158409	58	5	22930358	64	1	26260109	6	5
11158516	58	10	22930408	64	10	26260208	6	6
11158607	58	6	22930507	64	9	26260307	6	7
11159001	58	17	22930556	64	15	26260406	6	8
11159506	58	27	22930705	64	7	26260505	6	9
11272408	48	19	22930804	64	5	26260604	6	10
13122403	18	23	22930903	64	4	26260703	6	11
13122452	18	22	22931000	64	3	26260802	6	12
13160304	80	12	22931109	64	2	26261206	6	16
13529607	30	26	22931307	64	11	26261305	6	17
13705108	2	21	22931406	64	8	26261503	6	18
13747001	28	59	22931505	26	38	26261602	6	19
138168M8	10	27	22932800	80	17·25	26261701	6	20
13817754	58	13	22932800	82	45	26501858	30	18
14103253	86	5~7	22933006	84	93	29186403	80	15
14103352	30	39	22933105	80	19	31262801	10	28
14103659	86	5~7	22933204	80	8	32002305	4	56
14103907	30	21	22955504	34	35	32002404	4	57
14104004	30	19	22955900	34	7	40000056	70	19·43
14113450	6	30	22956007	34	8	40000056	74	25·26
14113468	6	28	22956908	34	14	40000299	16	85
14118152	58	4	22957203	34	16	40003458	70	41
14118251	58	8	23517501	40	4~7	40003970	22	46
14191951	58	1·2	23517600	40	4~7	40005393	70	34
16108300	86	56	23517709	40	4~7	40005393	74	22·23
16108300	88	56	23517808	40	4~7	40005394	70	35
16992604	48	30	23604200	14	2	40005394	74	24
17007402	58	9	23604309	14	42	40005401	70	23
17845009	70	30	23610108	18	39	40005401	74	34
18035204	92	20	23630007	30	25	40005706	70	27
18035303	92	21	23631708	4	51	40005712	8	48
18035600	92	22	23631807	4	52	40005712	74	35·46
18035709	92	23	23631906	4	53	40005726	70	36
22687701	44	31	23638109	12	65	40005726	74	20

NUMERICAL INDEX OF PARTS

PART NO	PAGE	REF NO.	PART NO	PAGE	REF NO.	PART NO	PAGE	REF NO.
40005727	70	37	40010440	14	39	40023632	20	50
40005727	74	21	40010443	26	43	40023635	50	21
40006317	30	9	40010457	84	72	40023635	54	8
40006323	4	61	40010464	26	31	40023636	50	1
40006484	2	39	40010464	30	2	40023636	54	1
40006496	12	64	40010470	30	27	40023638	50	10
40006497	12	66	40010471	30	28	40023639	56	51
40006515	16	50	40010472	30	30	40023640	54	3
40006516	16	52	40010477	36	6	40023641	54	6
40006530	16	65	40010479	36	8	40023642	54	7
40006531	16	66	40010487	36	17	40023643	54	2
40006532	16	74	40010489	36	23	40023644	54	4
40006555	14	17	40010490	36	20	40023645	50	2
40006561	14	23	40010497	36	21	40023646	50	3
40006567	30	5	40010498	36	22	40023648	50	9
40006569	30	6	40010499	36	24	40023649	50	6
40006576	30	31	40010503	36	27	40023650	50	7
40006577	30	22	40010504	36	30	40023651	50	17
40006578	30	45	40010508	36	33	40023652	50	4
40006617	36	5	40010509	36	34	40023653	50	5
40006622	36	25	40010510	36	35	40023654	50	18
40006625	36	4	40010511	36	36	40023662	62	11
40006666	26	45	40010512	36	37	40023662	92	36
40006716	22	41	40010513	36	38	40023663	50	20
40006761	42	1	40010514	36	39	40023663	54	9
40006768	42	19	40010515	36	40	40023865	6	13
40006772	42	10	40010521	36	43	40023866	6	14
40006780	42	11	40010522	36	44	40023993	36	12
40006836	12	60	40010523	36	45	40023997	36	26
40006840	12	62	40010527	42	22	40024062	30	44
40009290	10	14	40010528	42	23	40024063	30	7
40010414	2	10	40010533	16	54	40024066	30	1
40010415	14	5	40011152	42	24	40024070	36	11
40010418	14	7	40011359	36	41	40024988	18	29
40010421	14	20	40012965	18	19	40024989	22	24
40010422	14	9	40013640	4	60	40024991	18	40
40010423	14	10	40013967	38	48	40024992	28	51
40010424	14	11	40014963	30	40	40024993	28	52
40010425	14	12	40014964	32	41-49	40024994	28	53
40010426	14	13	40014965	90	96	40024995	28	57
40010427	14	14	40015800	42	5	40024996	26	27
40010434	14	33	40023624	20	60	40024997	10	1
40010437	14	36	40023624	40	13	40024998	2	29
40010438	14	37	40023627	26	36	40024999	2	6
40010439	14	38	40023631	20	49	40025009	26	26

NUMERICAL INDEX OF PARTS

PART NO	PAGE	REF NO.	PART NO	PAGE	REF NO.	PART NO	PAGE	REF NO.
40025010	22	23	40029633	12	71	40032511	74	15
40025011	18	13	40029633	74	14	40032512	12	73
40025012	18	5	40029776	12	63	40032512	74	6
40025015	10	26	40030615	22	15	40032763	80	11
40025016	22	31	40030616	20	62	40033145	44	4~6
40025017	10	4	40030617	18	4	40033146	44	8
40025018	10	6·7	40030619	22	17	40033147	44	15
40025021	10	12	40030620	18	31	40033148	44	9·10
40025023	10	8	40030621	20	55	40033149	44	12
40025031	10	22	40030623	18	47	40033150	44	17~19
40025414	2	14	40030625	22	1	40033153	44	20
40025415	18	8	40030626	22	2	40033190	42	34
40025417	14	8	40030627	22	3	40033191	42	28
40025418	22	33	40030628	20	63~65	40033831	74	3
40025423	22	8	40030629	20	63~65	40033831	78	1
40025426	22	27	40030630	20	63~65	40033875	74	4
40025427	18	2	40030828	2	8	40033875	78	3
40025428	18	11	40030829	6	15	40034922	26	37
40025429	18	26	40030932	40	16~18	40035024	66	47
40025431	18	1	40030933	40	16~18	40035324	82	79
40025436	26	33	40030934	40	24	40035324	84	79
40025439	48	31	40030935	40	15	40035324	88	88
40025440	34	38	40030936	40	1	40035606	86	8
40026817	22	4	40030940	42	26	40035607	86	9
40026818	14	24	40030942	42	17	40035608	86	10
40026819	22	9	40030943	42	15	40035609	86	11
40026829	12	56	40030945	44	4~6	40035610	86	12
40026830	12	57	40030946	44	13	40035692	84	68·69
40026831	12	58	40030949	58	35	40035694	84	80
40026882	16	57	40030950	62	8	40035866	84	57
40026884	16	60·61	40030951	62	9	40035867	84	51
40026979	2	3	40030951	74	39	40036110	4	62
40027870	22	37	40030951	92	34	40036117	30	37
40027971	2	37	40030956	34	6	40036118	30	47
40028338	6	4	40031336	4	59	40036229	84	56
40028834	4	48	40032345	36	14	40036230	84	58
40028835	4	49	40032483	22	6	40036392	84	60
40028877	2	28	40032505	48	43	40036457	10	6·7
40029411	36	32	40032505	74	9	40036459	10	9·77
40029412	36	42	40032506	74	7	40036461	10	13·76
40029419	18	36	40032507	74	11	40036464	10	23
40029420	22	5	40032508	42	33	40036465	12	49
40029631	4	54	40032508	74	13	40036467	12	50
40029632	4	50	40032510	74	17	40036468	10	10
40029632	74	16	40032511	2	45	40036470	26	18~20

NUMERICAL INDEX OF PARTS

PART NO	PAGE	REF NO.	PART NO	PAGE	REF NO.	PART NO	PAGE	REF NO.
40036475	48	12·13	40068834	18	28	40077990	44	30
40036477	90	100	40068835	18	7	40077991	44	42
40036479	84	85~87	40071897	50	11	40077992	44	44
40036524	84	49	40071897	56	58	40077993	46	48
40036525	84	50	40071898	54	30	40077994	48	37
40036526	84	48	40072009	30	4	40077995	44	46
40037500	34	32	40072211	26	23	40077997	44	45
40037501	34	33	40072228	40	10	40077998	44	16
40038255	58	1·2	40072310	88	70	40077999	44	1~3
40038562	44	4~6	40073085	40	16~18	40078000	44	1~3
40038564	48	12·13	40073659	72	53	40078001	44	1~3
40039532	12	9·77	40073659	74	2	40078057	48	14
40039534	12	13·76	40073660	36	1	40078058	48	45
40039537	26	18~20	40073660	74	42	40078060	48	3·4
40039538	26	8~ 10·72	40075878	26	12~ 14·73	40078061	48	3·4
40039539	26	12~ 14·73	40075962	62	6	40078062	48	16
40039541	54	26	40076232	42	16	40078064	48	10
40039543	84	85~87	40076233	42	3	40078079	16	83
40039546	10	37	40076235	42	4	40078083	16	75
40039547	10	38	40076236	42	12	40078088	16	71
40040256	40	8	40076237	42	9	40078106	16	70
40040560	88	71	40076239	42	14	40078107	16	87
40042352	92	1	40076239	42	14	40078113	20	59
40043321	22	44	40076736	62	12	40078113	20	59
40044053	14	46	40076738	62	14	40078133	18	43
40048529	74	38	40077604	16	55	40078135	16	77
40048529	92	40	40077605	16	56	40078160	16	89
40048664	80	3	40077923	26	1	40078163	66	2
40050509	2	46	40077924	26	3	40078168	66	9
40051640	72	58·59	40077925	20	58	40078382	16	64
40051987	2	41	40077927	26	11·17	40078577	26	8~ 10·72
40052852	50	43	40077928	26	6	40078577	28	8~ 10·72
40052852	54	35	40077929	26	7	40078578	28	12~ 14·73
40052854	50	45	40077930	26	15	40080799	66	3
40052854	54	38	40077931	26	30	40080800	66	4
40052937	14	40	40077932	36	15	40081561	70	1~3
40052937	74	36	40077933	22	7	40081562	70	1~3
40055355	70	4	40077935	26	18~20	40081563	70	1~3
40055357	70	6	40077936	26	11·17	40081601	74	37·45
40055366	70	5	40077937	22	36	40081601	92	41
40057278	72	58·59	40077938	22	19	40081602	66	16
40058422	82	47	40077939	22	47	40081602	74	27
40061991	30	41·49	40077945	2	1	40081603	66	18
40068833	18	14	40077984	48	9	40082758	70	17
			40077985	48	6			

NUMERICAL INDEX OF PARTS

PART NO	PAGE	REF NO.	PART NO	PAGE	REF NO.	PART NO	PAGE	REF NO.
40082758	74	19	40086465	70	32·44·45	40102213	76	60
40083666	66	7	40086465	74	28~30	40103968	26	22
40083668	66	6	40086466	70	32·44·45	40103968	76	57
40083740	10	33	40086466	74	28~30	40103969	48	2
40083741	10	34·36	40086467	70	32·44·45	40103969	76	54
40083742	10	34·36	40086467	74	28~30	40125156	66	46
40083856	76	49·61	40086468	66	42	40125156	74	40
40083857	76	52·62	40086468	74	31~33	40162838	70	19·43
40083858	76	55·63	40086469	66	44	40162838	74	25·26
40083859	76	58·64	40086469	74	31~33	40163020	76	49·61
40083861	76	50	40086470	66	45	40163021	76	52·62
40083862	76	53	40086470	74	31~33	40163022	76	55·63
40083863	76	56	40086485	66	1	40163023	76	58·64
40083864	76	59	40086485	74	41	40163025	72	65
40083960	66	10	40086541	66	5	40163025	74	22·23
40084115	2	31	40089364	30	12	40163061	74	37·45
40085033	42	30	40089365	30	13	40163063	74	35·46
40085033	76	48	40089367	14	16	40178092	50	13
40085316	66	26	40089686	82	2	40178092	56	60
40086349	34	11	40089687	82	19	40178093	50	12
40086350	34	9	40089688	82	4	40178093	56	59
40086351	34	28	40089689	82	24	40178385	74	44·47
40086352	34	15	40089690	82	32	40178441	62	27
40086353	34	10	40089691	82	31	40178442	62	28
40086354	34	27	40089692	86	26	40179140	74	44·47
40086355	34	5	40089693	86	27	A1230500000A	16	48
40086357	34	12	40089694	86	28	B1111210D00	60	49
40086358	34	13	40089695	86	41	B1115210D00	58	33
40086361	84	88	40089696	86	42	B1116210D00	10	32
40086363	34	1	40089697	86	43	B1123210000	10	19
40086363	74	43	40089698	88	51	B1124210000	10	20
40086364	34	4	40089699	88	52	B1129210000	2	19
40086367	10	40	40089848	92	28	B1131528000	80	21
40086368	50	38	40092688	84	71	B1132223C00	10	39
40086368	54	32	40092717	84	68·69	B1144210000	14	45
40086370	50	41	40092950	82	46	B1181210D00	10	16
40086370	54	33	40092951	82	1	B1212210D00	14	44
40086372	52	53	40093109	92	45	B1405210000	16	60·61
40086372	56	57	40097552	84	82	B1408180000	18	32
40086374	52	54	40098294	90	97	B14115520A0	16	58
40086374	56	52	40098302	84	81	B1414555000	16	59
40086376	52	49	40099714	90	98	B1515210D00	28	66
40086376	56	48	40099961	70	15	B1516210D00	26	16
40086378	52	51	40099961	74	1	B151902600G	44	38
40086378	54	45	40102213	22	20			

NUMERICAL INDEX OF PARTS

PART NO	PAGE	REF NO.	PART NO	PAGE	REF NO.	PART NO	PAGE	REF NO.
B1520210D00A	26	8~ 10·72	B242621000A	40	26~28	B2597210D00	88	66
B1527581000A	28	64	B242621000B	40	26~28	B2598210D00	86	17
B1531210D00	26	12~ 14·73	B242621000C	88	92~95	B2599210D00	86	18
B1601210D0BA	86	1	B242621000D	40	26~28	B2646215000	86	21
B1601210D0CA	86	2	B242621000F	88	92~95	B3114771000	88	72
B1601210D0E	86	3	B242621000G	88	92~95	B3120125000	88	82
B1601210D0FA	86	4	B242621000H	90	92~95	B3120372000	2	40
B161121000A	20	48	B2508210DA0	44	17~19	B3121352000	88	81
B1626555000	50	19	B2508210DAB	44	17~19	B3126012000	6	31
B1634210D00	20	53	B2513215000	50	42	B3126012000	88	79
B1636581A00	18	15~18	B2513215000	54	43	B3132552000	88	80
B1636581B00	18	15~18	B2520210D0A	44	7	B3532223C00	88	91
B1636581C00	18	15~18	B2520210D0B	44	14	B3538112000	6	43
B1636581D00	18	15~18	B2521210D00	44	9·10	B4004210D00	48	40
B1642210D00	28	62	B2522210D00	44	27	B4303210000	82	7
B1705850000	16	78	B2526210D00	48	35	B4306220000	82	15
B1806210D00	30	43	B2527210000	44	21·22	B4314210000	82	8
B1806210D00	80	1	B2535210000	88	68	B5038206000	86	54
B1816215P00	26	25	B2552210D00	90	99	B5038206000	88	54
B1816280000	82	33	B2556210D0A	86	13	B5039206000	86	55
B1816280000	86	38	B2556210D0B	86	14	B5039206000	88	55
B1817210DAD	86	5~7	B2557210DA0	84	85~87	B5115210000	86	67
B1820210D00	30	14	B255728000C	50	37	B5115210000	88	67
B1821210D00	30	15	B2560372000	86	25	B8101210AAB	58	3
B1822215P00	30	16	B2567210D00	54	5	B8105210AAA	58	7
B1828210DAA	30	42	B2572229000	86	20	B8150210000	58	29
B1903552000	16	76	B2579210D00A	50	8	B8153771000	58	18
B1908505000	16	67	B2581210D00	50	15	B8202205000	58	44
B2101220000	84	55	B2582210D00	50	16	B8267180000	10	25
B2107210000	84	59	B2583210D00	50	14	B9101490000	80	24
B2107210D00	34	2	B2587210000	86	22	B9113012000	80	9
B2107210D0B	84	83	B2587210D00	86	29	B9121012000	58	45
B24142800A0	40	34	B2588210D00	86	53	B91212200A0	80	16
B24152800A0	40	32	B2588210D00	88	53	B9140372000	80	10
B2416280000	40	31	B2589210D00	86	19	B9141372000	84	92
B2417210000	40	36	B2593210D00	86	24	BME01100000	66	21·23
B2417280000	40	38	B2593210DA0	86	23	BME03200000	66	21·23
B2418280000	40	30	B2594210D00	86	16	BT0400251EB	54	11
B2421210AA0	40	29	B2594210DA0	86	15	BT0400251EB	62	26
B242328000A	40	20~23	B2595210D00	86	37	BT0400251EB	82	75
B242328000B	40	20~23	B2595210DA0	86	36	BT0400251EB	84	75
B242328000C	40	20~23	B2596210D00	88	64	BT0400251EB	88	84
B242328000D	40	20~23	B2596210DA0	88	60	BT0400251EB	92	19
B2424210000	40	25	B2596210DAA	88	63	BT0600401EB	62	13
			B2597210D00	86	66	BT0600401EB	92	33

NUMERICAL INDEX OF PARTS

PART NO	PAGE	REF NO.	PART NO	PAGE	REF NO.	PART NO	PAGE	REF NO.
CM100100001	6	35	G2301309000	88	78	HX00314000A	92	15
CM200100001	70	46	G2302309000	88	77	HX00326000K	70	11
CM300100003	66	24	G5126172000	54	10	HX003390000	10	41
CM300100401	66	20·49	GAF01007000	16	49	HX003390000	70	21
CM300100401	68	20·49	GEP01013000	92	17	HX00339000M	72	60
CM300200001	6	38	GFU01001000	82	23	HX00354000B	66	12
CM300200003	6	2	GFU01002000	82	3	HX004070000	70	29
CM300400601	66	22·25	GFU01006000	82	6	HX00410000A	70	33
CM300400701	66	22·25	GFU01007000	82	37	HX005110000	70	38
CM301200001	6	1	GPF060600A0	58	21	KM000000480	70	24
CM600100101	6	36	GPF06080000	58	20	KX000000210	70	47
CM600100101	66	14	GPK470010AB	74	5	KX000000230	72	48
CM600100101	72	57	GPK470010AB	78	2	M300451100A	66	27
CM600100201	80	26	HA005820000	66	17	M3801476000	70	9
CQ200000000	30	24	HA006000000	34	19	M4206461000	70	14
CQ303000000	18	3	HD00057000A	24	48	M90295800A0	72	55
CS079073ASH	18	33	HD00057000A	26	41	M90345800A0	66	43
CS079073ASH	50	22	HD00057000A	48	38	MA011532000	66	31
CS079073ASH	54	12	HD00057000A	74	18	MC200501000	16	79~82
CS0800881TP	22	29	HD002040000	74	10	MC200501002	80	4~7
CS1000881TP	48	11	HD00204000A	42	35	MC372001100	16	79~82
D255121XX00	82	30	HD00204000B	42	36	MC372001102	80	4~7
D255221XX00	82	36	HF00130315S	66	28~30	MDP170B1800	16	79~82
D255421XX00	82	25	HF0013050P0	66	28~30	MDP170B1802	80	4~7
D4012D10N0H	88	85	HF003000200	66	28~30	MDP500B1400	16	79~82
D7133555B00	6	32	HK018800020	84	54	MDP500B1402	80	4~7
D8001D15A0Y	92	2	HK034610020	34	17	MTSHJ100003	66	33
D8002D15A0Y	92	3	HK03464000B	34	18	NM3040520SC	70	26
D8113555B00	58	19	HN001490000	72	52	NM6030003SC	42	39
D8204555D00	58	40	HN002460000	72	50	NM6040000SN	2	15
E3051802000	28	63	HN002840000	72	51	NM6040001SP	40	9
E9567319000	70	40	HP000200200	84	53	NM6040001SP	52	48
E9607603000	70	39	HW002180200	66	15	NM6040001SP	54	41
EA9500B0100	4	55	HW200390000	34	20	NM6040003SC	36	18
EA9500B0100	6	47	HW500070000	34	21	NM6040003SC	84	52
EA9500B0100	12	70	HX00065000A	66	41	NM6050001SC	34	23
EA9500B0100	24	50	HX00150000C	6	39	NM6050001SD	52	59
EA9500B0100	28	71	HX00150000D	6	37·40	NM6050001SD	56	55
EA9500B0100	48	28	HX00150000D	26	5	NM6050001SE	64	17
EA9500B0100	62	25	HX00150000D	66	39	NM6050001SP	26	39
EA9500B0100	72	54	HX00150000D	80	14	NM6050001SP	40	12
EA9500B0100	80	2	HX00150000H	6	41	NM6050001SP	44	32
EA9500B0100	82	44	HX00150000K	6	42	NM6060001SC	60	48
EA9500B0100	92	44	HX002330000	56	61	NM6080001SC	58	41
EA9500B0200	6	34	HX002330000	84	77	NM6080001SC	70	13

NUMERICAL INDEX OF PARTS

PART NO	PAGE	REF NO.	PART NO	PAGE	REF NO.	PART NO	PAGE	REF NO.
NM6080002SC	66	38	PX500014000	80	18	SB716000200	28	65
NM6080721SE	58	16	PX500014000	84	73	SD0350156TP	42	38
NM6080721SE	62	2	PX500014000	88	87	SD0400266TP	42	8
NM6080721SE	92	39	PX500014000	92	11	SD0460703TP	82	18
NM6120003SE	58	30	RC0370411KP	34	24	SD0640327TP	84	65
NM6160511SE	64	18	RC0560711KP	6	21	SD0700406TP	84	63
NM6160511SE	88	75	RC0650811KP	18	25	SD0800327TP	26	40
NS6090310SP	34	22	RC3781518KP	18	20	SD0800327TP	40	11
NS6090310SP	88	73	RE0200000K0	42	7	SD0800336TP	20	61
NS6110310SP	6	29	RE0300000K0	30	17	SD0800337TP	22	25
PA0600504A0	88	76	RE0300000K0	50	24	SD0800337TP	28	54
PA1600801A0	82	5	RE0300000K0	54	15	SD0800346TP	26	4
PA1602006A0	54	13	RE0400000K0	6	22	SD0800386TP	18	35
PB000010000	84	91	RE0400000K0	82	9	SD0800387TP	22	40
PB000010000	92	43	RE0500000K0	34	25	SD0800407TP	42	25
PC012401000	84	78	RE0500000K0	54	16	SD0800408TP	18	38
PC012405000	54	27	RE0700000K0	22	35	SD0800656TP	20	56
PC012406000	62	21	RE0700000K0	50	25	SD0800746TP	18	10
PF0205030A0	82	40	RE0800000K0	14	25	SD0801506TP	28	61
PJ046052503	54	14	RE0900000K0	36	3	SD1000406TP	28	55
PJ046052503	82	17	SB104001600	16	69	SD1000506TP	18	37
PJ301040501	92	10	SB108000500	22	26	SK3311600SC	58	39
PJ301040502	88	74	SB108000500	44	33	SK3311601SE	58	46
PJ301040505	82	41·42	SB108002200	16	68	SK3412001SE	92	30
PJ304060001	92	31	SB108002300	16	72	SK3413201SE	68	48
PJ304065201	62	16	SB110002400	26	47	SK3452500SC	62	4
PJ305065107	62	19	SB110002400	30	3	SK3512001SE	66	32
PJ305065204	62	17	SB112001700	30	8	SL4030681SC	66	11
PJ308040002	62	22	SB120000900	14	1	SL4030881SC	66	13
PJ308040002	92	24	SB120001700	14	6	SL4031081SC	48	44
PJ308060005	62	20	SB120001800	14	4	SL4031081SF	24	49
PJ309520001	84	90	SB30700020A	14	29~32	SL4031091SC	34	30
PJ309520001	92	42	SB30700020B	14	29~32	SL4031291SC	26	42
PS0150042K0	10	17	SB30700020C	14	29~32	SL4031691SC	62	23
PS0400082KP	88	65	SB30700020D	14	29~32	SL4032591SC	62	24
PS0400142KH	14	47	SB30800100A	30	33~36	SL4040681SC	12	59
PV010502000	92	9	SB30800100B	30	33~36	SL4040881SC	66	40
PV135207000	62	15	SB30800100C	30	33~36	SL4040881SC	70	20·63·64
PV150209000	84	76	SB30800100D	30	33~36	SL4040881SC	72	20·63·64
PV150209000	88	86	SB310001200	48	27	SL4040891SC	6	46
PV150209100	82	39	SB310001300	48	22	SL4040891SC	12	74
PV155113000	62	18	SB408000100	22	13	SL4040891SC	28	67
PV915005000	92	29	SB408000100	48	20	SL4040891SC	62	29
PX020002000	92	8	SB710000500	50	26	SL4040891SC	70	66
PX050003000	92	32	SB710000500	54	17	SL4040891SC	72	66

NUMERICAL INDEX OF PARTS

PART NO	PAGE	REF NO.	PART NO	PAGE	REF NO.	PART NO	PAGE	REF NO.
SL4041081SC	72	20·63·64	SM4051655SP	28	49	SM6041150TP	6	27
SL4041091SC	8	50	SM4061255SP	2	13	SM6041200SP	48	32
SL4041091SC	10	5	SM4061255SP	28	58	SM6041202TP	22	21
SL4041091SC	70	16·61·62	SM5040655SN	6	24	SM6041202TP	42	31
SL4041091SC	72	16·61·62	SM5040855SN	10	31	SM6041202TP	44	39
SL4041091SE	66	19	SM6020250TP	32	48	SM6041202TP	50	46
SL4041891SC	8	49	SM6020350SP	42	13	SM6041202TP	54	39
SL4043591SC	70	25	SM6020450TP	42	37	SM6041402TP	44	41
SL4051091SC	62	10	SM6020460TP	30	38	SM6042000SP	48	33
SL4051091SC	84	70	SM6030450TP	16	88	SM6050800SP	52	56
SL4051091SC	92	35	SM6030502TP	42	29	SM6050800SP	56	53
SL6040892TN	2	34	SM6030802TP	50	27	SM6051002TP	10	45
SL6040892TN	6	45	SM6030802TP	54	25	SM6051002TP	26	21
SL6041092TN	62	7	SM6040450TP	84	89	SM6051002TP	54	18
SL6052592TN	14	41	SM6040602TP	6	44	SM6051802TP	48	17
SL6083092TN	70	10	SM6040602TP	10	42	SM6052502TP	44	36
SL6084092TN	4	63	SM6040602TP	24	51	SM6060550TP	14	27
SL9061291SE	12	53	SM6040602TP	36	16	SM6061002TP	50	29
SL9082091SE	58	12	SM6040602TP	42	32	SM6061002TP	54	19
SL9082093SE	62	5	SM6040602TP	44	35	SM6061202TP	10	2
SL9082093SE	92	37	SM6040602TP	48	42	SM6061202TP	26	28
SM1030601SP	14	21	SM6040650TP	2	22	SM6061202TP	48	5
SM1040650TP	40	3	SM6040650TP	12	61	SM6061402TN	50	31
SM1040801SP	10	44	SM6040650TP	28	48	SM6061402TN	54	20
SM1040801SP	50	44	SM6040650TP	30	29	SM6061402TP	18	24
SM1040801SP	54	37	SM6040650TP	42	21	SM6061602TP	28	70
SM1040870TP	10	24	SM6040800SP	50	34	SM6061610SC	64	6
SM1040870TP	50	39	SM6040800SP	54	46	SM6061802TP	22	22
SM1040870TP	54	31	SM6040800SP	82	34	SM6061802TP	26	24
SM2360110TP	42	20	SM6040802TN	36	9	SM6062002TP	88	89
SM4020600SP	42	18	SM6040802TP	20	52	SM6066002TN	58	34
SM4021201SC	12	69	SM6040802TP	26	44	SM6084002TN	66	34
SM4030455SP	30	23	SM6040802TP	44	34	SM6086002TP	58	42
SM4030601SN	2	36	SM6040802TP	48	41	SM6450610TP	10	51
SM4030601SN	34	29	SM6040860TP	2	18	SM6450610TP	12	51
SM4040655SP	2	42	SM6040860TP	36	13	SM6450610TP	50	36
SM4040855SP	2	43	SM6040860TP	44	24	SM6450610TP	54	22
SM4040855SP	34	36	SM6040860TP	80	23	SM67506C0TP	84	61
SM4040855SP	88	69	SM6041000SP	82	21	SM7030450SC	10	11
SM4041055SP	2	38	SM6041002TP	12	54	SM7751160TP	20	51
SM4050855SP	12	72	SM6041002TP	44	23	SM8030412TP	16	63
SM4050855SP	34	37	SM6041002TP	50	40	SM8030412TP	36	7
SM4051055SP	10	75	SM6041002TP	54	34	SM8030612TP	52	55
SM4051055SP	12	75	SM6041050TP	52	52	SM8030612TP	54	42
SM4051405SE	64	12	SM6041050TP	56	50	SM8040310SS	16	53

NUMERICAL INDEX OF PARTS

PART NO	PAGE	REF NO.	PART NO	PAGE	REF NO.	PART NO	PAGE	REF NO.
SM8040412TP	2	47	SM9086523SE	58	31	WP0450801SP	44	40
SM8040412TP	34	26	SS1060210TP	40	35	WP0450826SC	6	23
SM8040412TP	84	84	SS1090750SP	82	13	WP0450846SP	24	52
SM8040602TP	44	26	SS1110640TP	18	30	WP0450846SP	40	37
SM8040802TP	6	26	SS5090610SP	82	26	WP0450846SP	44	29
SM8050412TP	22	30	SS6081210SP	82	10	WP0450846SP	48	34
SM8050412TP	28	69	SS6090910SP	18	41	WP0480856SP	50	47
SM8050412TP	44	37	SS6110430TP	40	19	WP0480856SP	54	47
SM8050412TP	50	33	SS6111210SP	92	4~7	WP0480856SP	82	35
SM8050502TP	6	25	SS6120940SP	82	12	WP0480856SP	86	58
SM8050512TP	48	15	SS7060610SP	82	11	WP0480856SP	88	58
SM8050592TP	26	46	SS7090410SP	40	33	WP0482086SD	34	34
SM8050592TP	40	2	SS7110740TP	4	58	WP0502616SD	82	38
SM8050612TP	48	26	SS7110740TP	40	39	WP0520656SA	22	38
SM8050812TP	44	47	SS7110840SP	82	27	WP0520656SA	44	43
SM8050812TP	52	58	SS7110840SP	86	57	WP0522016SH	22	39
SM8050812TP	54	56	SS7110840SP	88	57	WP0531001SC	34	40
SM8050812TP	56	56	SS7111120TP	92	25~27	WP0550800SP	48	18
SM8050812TP	84	62	SS7111810TP	18	42	WP0550800SP	52	57
SM8060602TP	48	36	SS8110410TP	18	34	WP0550800SP	56	54
SM8060610TP	30	46	ST9053511SR	60	50	WP0553216SD	92	4~7
SM8060612TP	10	15	TA0550604R0	20	57	WP0561616SC	84	67
SM8060612TP	18	6	TA0670604R0	14	19	WP0611626SP	18	9
SM8060612TP	22	34	TA0750404R0	10	47	WP0611626SP	26	29
SM8060612TP	26	2	TA0750404R0	18	21	WP0612516SD	88	90
SM8060612TP	30	10	TA0850604R0	2	23	WP0651001SC	10	3
SM8060612TP	48	25	TA1050504R0	2	24	WP0651001SC	28	50
SM8060802TP	22	18	TA1250406R0	2	25	WP0651001SC	50	32
SM8060812TP	14	43	TA2050406R0	2	26	WP0651001SC	54	24
SM8060812TP	18	66	TA2351004R0	2	27	WP0651646SC	58	47
SM8060812TP	20	66	WP0250516SD	82	14	WP0671016SE	58	23
SM8060812TP	22	45	WP0320500SC	42	6	WP0820516SP	14	15
SM8060812TP	26	60	WP0320501SC	34	31	WP0841601SC	66	36
SM8060812TP	28	60	WP0371016SD	84	66	WP0841601SC	70	42
SM8060812TP	30	11	WP0371026SD	82	28	WP0850002SP	22	14
SM8060812TP	40	14	WP0430800SC	20	54	WP0851846SC	58	43
SM8060812TP	48	23	WP0430800SD	12	48	WP0852086SC	66	35
SM8061050TP	30	32	WP0430801SC	36	10	WP0871602SE	58	26
SM8061612TP	16	84	WP0430801SC	48	8	WP0871602SE	62	1
SM8061612TP	36	47	WP0450000SD	54	44	WP0871602SE	92	38
SM8480652TP	14	86	WP0450801SD	2	44	WP1221016SP	18	27
SM8480652TP	16	86	WP0450801SD	34	39	WP1612616SE	64	19
SM8480652TP	22	10	WP0450801SD	92	25~27	WS0410002KP	50	28
SM9061203SE	58	22	WP0450801SP	12	55	WS0410002KP	54	36
SM9082023SE	58	25	WP0450801SP	42	2	WS0451040KP	92	25~27

NUMERICAL INDEX OF PARTS

PART NO	PAGE	REF NO.
WS0510002KN	64	16
WS0621210KR	58	24
WS0820002KR	66	37
WS0861410KR	58	28
WS1643202KR	64	20
WZ0430200KH	86	59
WZ0430200KH	88	59
WZ0850302K0	22	28